

Aa. 119.

11 — 2

*[Faint handwritten text, possibly "I. 119"]*

~~Aa. 119.~~



2-11

F. Dos bumas

H.K.

Blind



Ms.  
8936

a

c







Tratados varios de Forti-  
ficacion Estatica  
y Geometria  
Escritos en Italiano



Por los Años de 1491 como se  
vé à la vuelta del fol. 157.


Advirtiendo que la Letra de este  
Libro está al revés








Trazados varios de torti-  
ficacion latitudi-  
y Geometria  
Escritos en Italiano



Por los Años de 1751 como se  
ve a la vuelta del fol. 157.

Constituido que la Real de este  
Libro esta al reverso



*[Handwritten text in Italian, mirrored bleed-through from the reverse side of the page]*

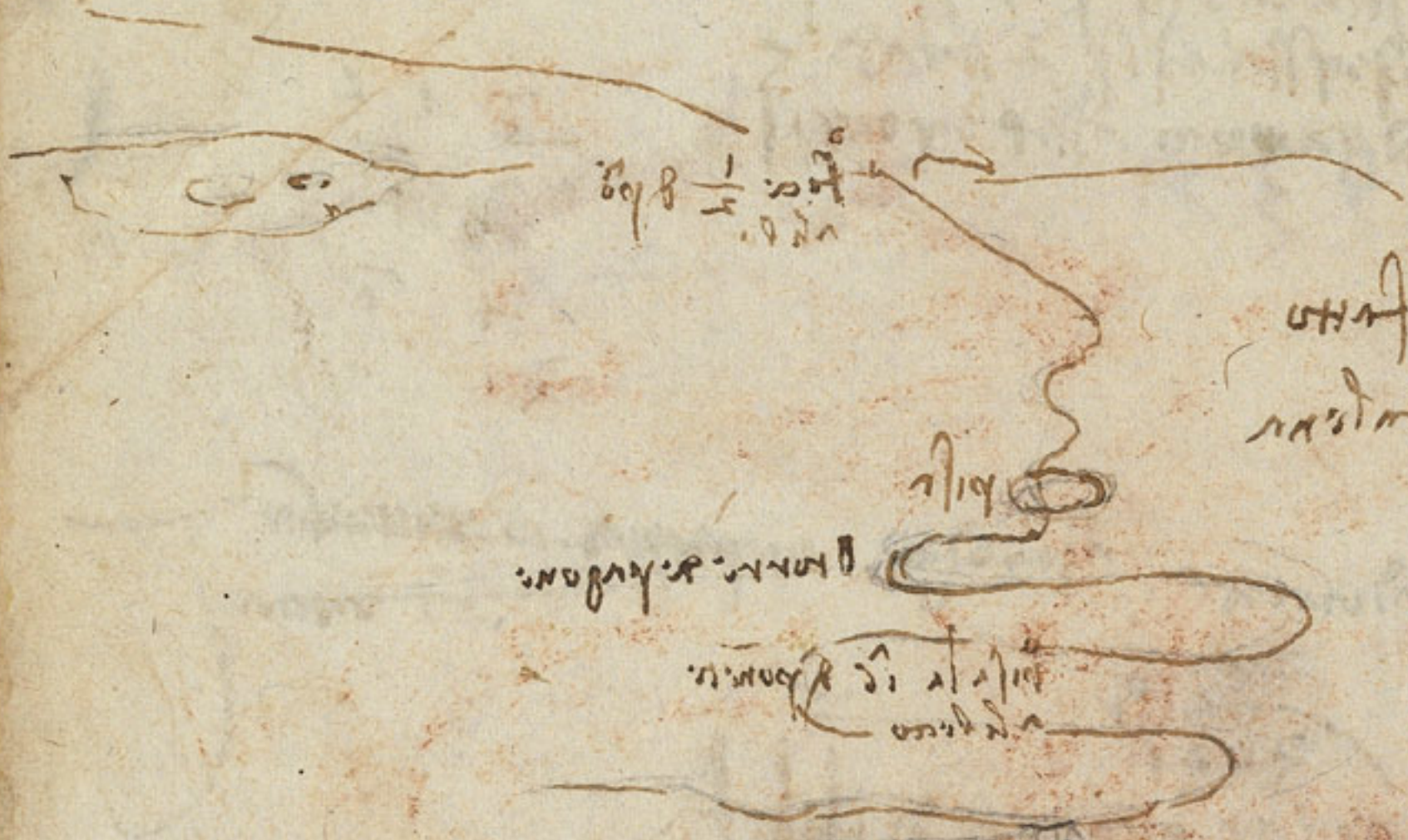
*[Geometric diagrams and calculations in red ink]*

*[Circular stamp on the right side]*


*[Various mathematical notations and symbols]*



4 1/2



Handwritten text in a non-Latin script, possibly describing the path or the features shown in the diagram above.



Handwritten text in a non-Latin script, possibly describing the path or the features shown in the diagram above.



Handwritten text in a non-Latin script, possibly describing the structures shown in the diagram above.

Handwritten text in a non-Latin script, possibly describing the structures shown in the diagram above.

Handwritten text in a non-Latin script, possibly describing the structures shown in the diagram above.

Handwritten text in a non-Latin script, possibly describing the structures shown in the diagram above.

Handwritten text in a non-Latin script, possibly describing the structures shown in the diagram above.

Handwritten text in a non-Latin script, possibly describing the structures shown in the diagram above.

Handwritten text in a non-Latin script, possibly describing the structures shown in the diagram above.

Handwritten text in a non-Latin script, possibly describing the structures shown in the diagram above.

Handwritten text in a non-Latin script, possibly describing the structures shown in the diagram above.

Handwritten text in a non-Latin script, possibly describing the structures shown in the diagram above.

A vertical column of handwritten numbers and symbols, possibly a list or a table of contents. The numbers include 1, 2, 3, 4, 5, 6, 7, 8, 9, 10, 11, 12, 13, 14, 15, 16, 17, 18, 19, 20, 21, 22, 23, 24, 25, 26, 27, 28, 29, 30, 31, 32, 33, 34, 35, 36, 37, 38, 39, 40, 41, 42, 43, 44, 45, 46, 47, 48, 49, 50, 51, 52, 53, 54, 55, 56, 57, 58, 59, 60, 61, 62, 63, 64, 65, 66, 67, 68, 69, 70, 71, 72, 73, 74, 75, 76, 77, 78, 79, 80, 81, 82, 83, 84, 85, 86, 87, 88, 89, 90, 91, 92, 93, 94, 95, 96, 97, 98, 99, 100.



Handwritten text in a non-Latin script, possibly describing the path or the features shown in the diagram above.

Handwritten text in a non-Latin script, possibly describing the path or the features shown in the diagram above.

Handwritten text in a non-Latin script, possibly describing the path or the features shown in the diagram above.

Handwritten text in a non-Latin script, possibly describing the path or the features shown in the diagram above.

Handwritten text in a non-Latin script, possibly describing the path or the features shown in the diagram above.

Handwritten text in a non-Latin script, possibly describing the path or the features shown in the diagram above.

Handwritten text in a non-Latin script, possibly describing the path or the features shown in the diagram above.

Handwritten text in a non-Latin script, possibly describing the path or the features shown in the diagram above.



Handwritten text at the top of the left page.

Main column of handwritten text on the left page, starting with 'omni' and ending with 'omni'.

Main column of handwritten text on the right page of the left leaf, starting with 'omni' and ending with 'omni'.

Left column of handwritten text on the right page, including mathematical fractions like  $\frac{2}{5}$  and  $\frac{8}{10}$ .

Main column of handwritten text on the right page, including mathematical fractions like  $\frac{21}{5}$  and  $\frac{8}{10}$ .











Handwritten text at the top left of the page, possibly a title or introductory note.

64 9+22 200  
200  
0000  
0000  
189+00

Handwritten calculations and numbers, including a vertical list of numbers and a small table-like structure.

118+00  
022000

189+00

Handwritten text in the middle section of the left page.

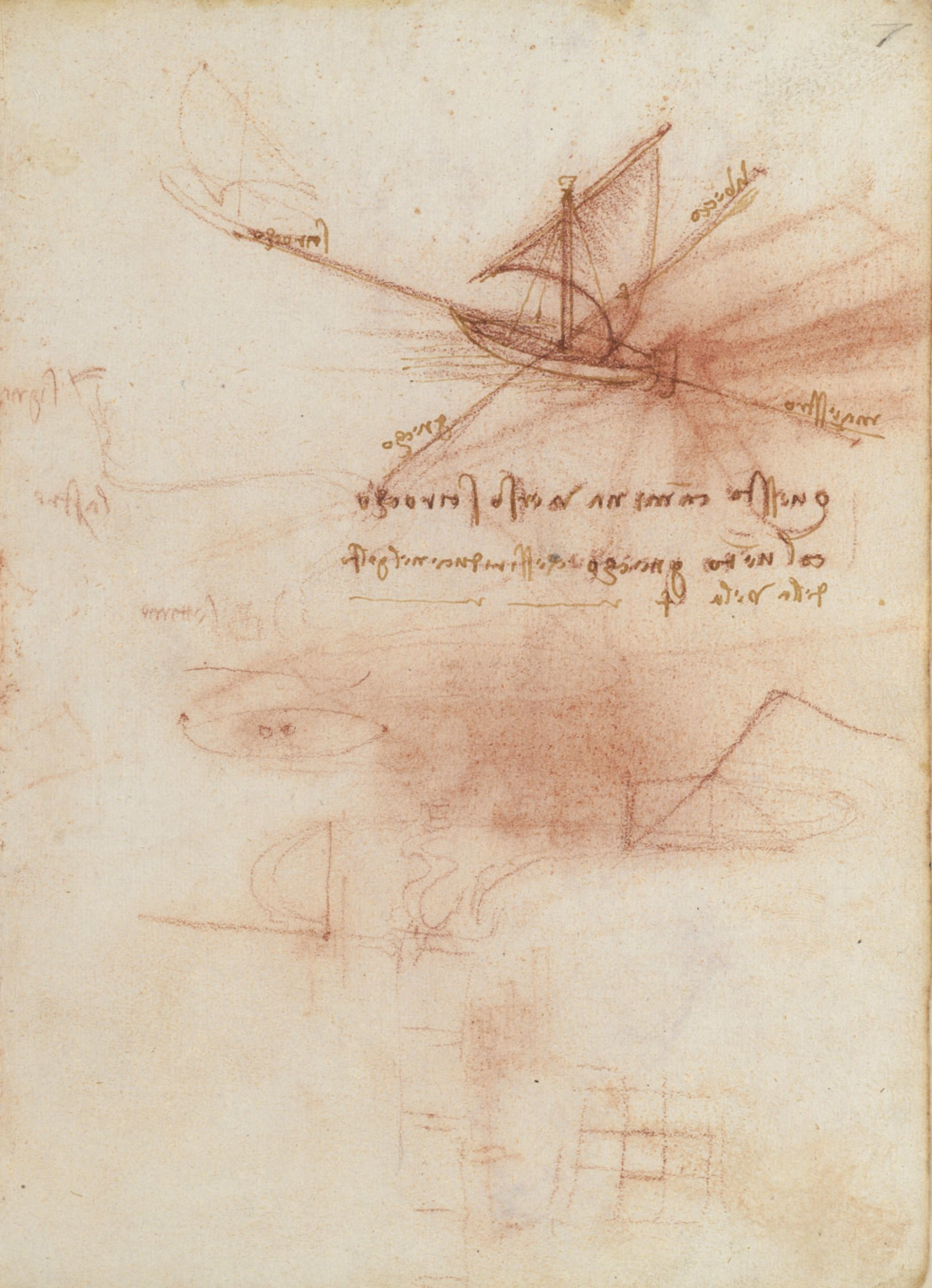
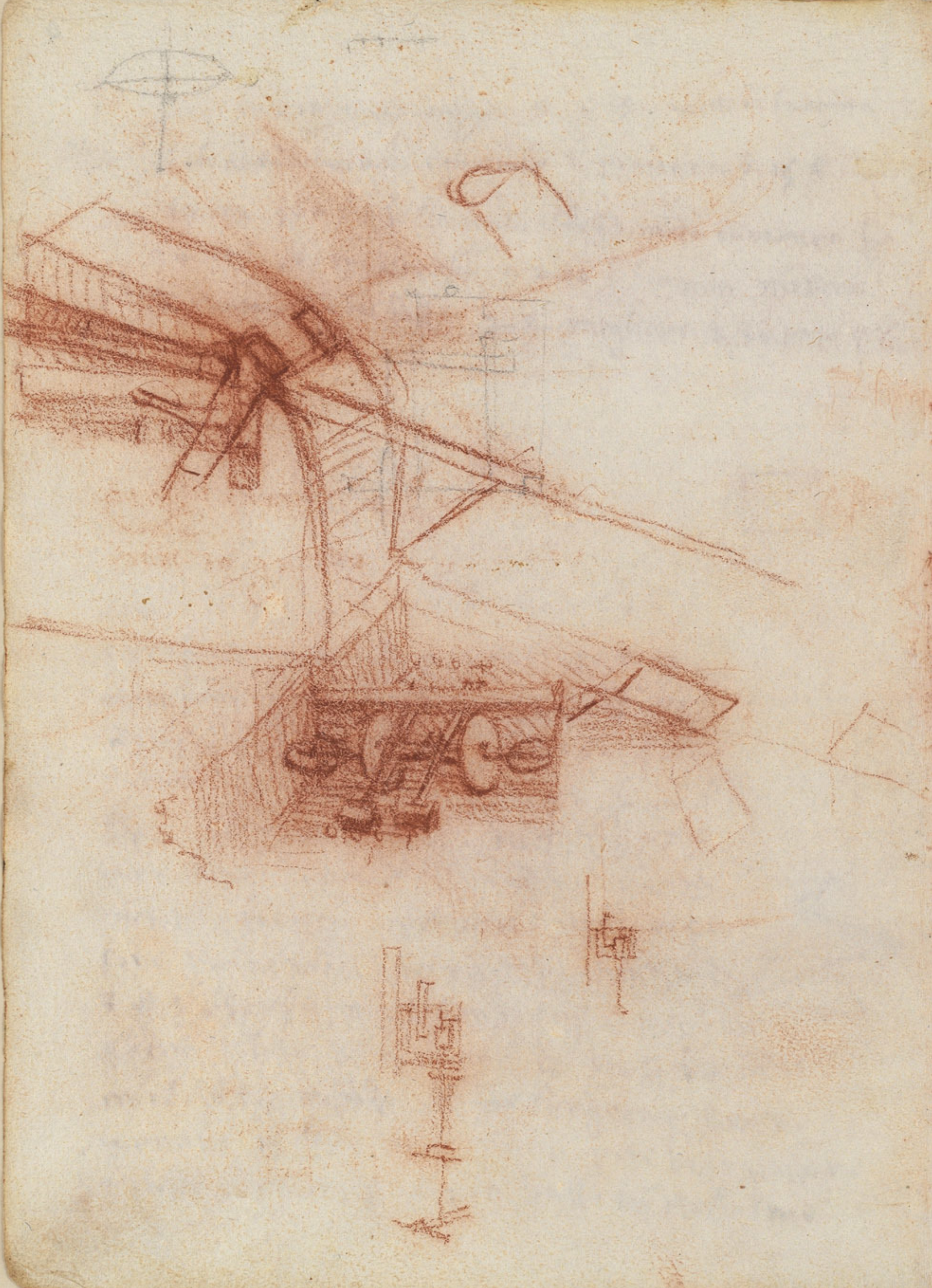


Handwritten text at the top of the right page, including a small square diagram.



Main body of handwritten text on the right page, containing several paragraphs of text and mathematical notes.







Handwritten notes in a cursive script, possibly Latin or Italian, including the words "sub", "sup", and "supra".



Handwritten notes in a cursive script, similar to the left page, with various lines and scribbles.



5 2 5 5

1000 1000 1000 1000

1000 1000 1000 1000

1000 1000 1000 1000

1000 1000 1000 1000

1000 1000 1000 1000

1000 1000 1000 1000

1000 1000 1000 1000

1000 1000 1000 1000

1000 1000 1000 1000

1000 1000 1000 1000

1000 1000 1000 1000

1000 1000 1000 1000

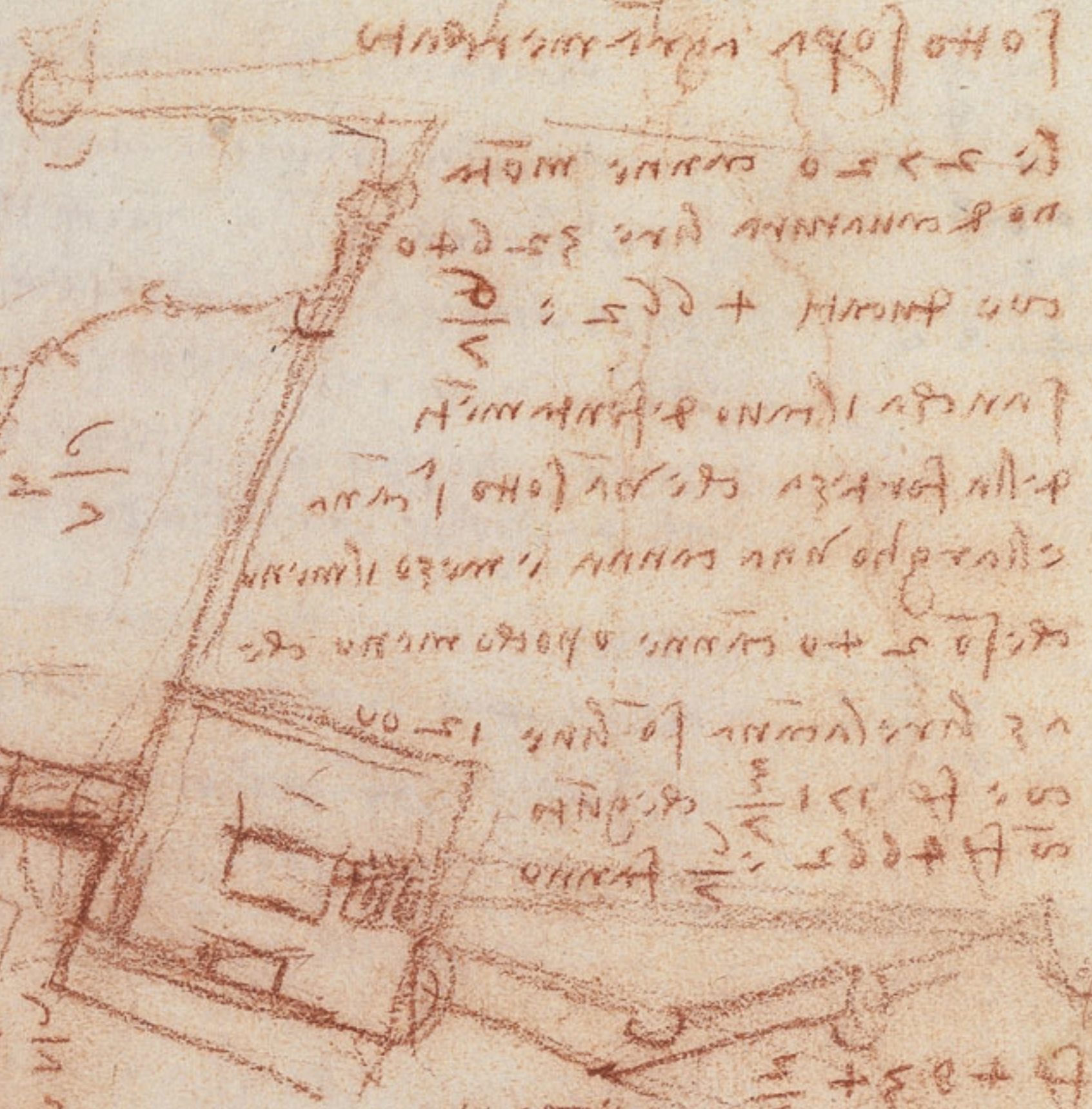
1000 1000 1000 1000

1000 1000 1000 1000

1000 1000 1000 1000

1000 1000 1000 1000

1000 1000 1000 1000



$$\begin{array}{r} 2 > 20 \\ \hline 12 \end{array}$$

$$\begin{array}{r} 5 + 40 \\ \hline 0 > 20 \end{array}$$

$$\begin{array}{r} 3 > 20 \\ \hline 0 + 20 \end{array}$$

$$\begin{array}{r} 4 + 2 \\ \hline 2 > 20 \end{array}$$

$$\begin{array}{r} 2 > 20 \\ \hline 2 > 20 \end{array}$$


$$\begin{array}{r} 2 + 0 \\ \hline 5 \end{array}$$

$$\begin{array}{r} 2 > 20 \\ \hline 2 > 20 \end{array}$$

$$\begin{array}{r} 2 > 20 \\ \hline 2 > 20 \end{array}$$

$$\begin{array}{r} + 86 \\ \hline 1 > 1 \end{array}$$

$$\begin{array}{r} + 83 + 2 \\ \hline 2 \end{array}$$



$$\begin{array}{r} 0 > 20 \\ \hline 4 \end{array}$$

$$\begin{array}{r} 0 + 2 \\ \hline 0 > 20 \end{array}$$

$$\begin{array}{r} 0 + 2 \\ \hline 0 + 20 \end{array}$$

$$\begin{array}{r} 4 + 2 \\ \hline 2 > 20 \end{array}$$

$$\begin{array}{r} 2 > 20 \\ \hline 2 > 20 \end{array}$$

$$\begin{array}{r} 2 + 0 \\ \hline 5 \end{array}$$

$$\begin{array}{r} 2 > 20 \\ \hline 2 > 20 \end{array}$$

$$\begin{array}{r} 2 > 20 \\ \hline 2 > 20 \end{array}$$

$$\begin{array}{r} + 86 \\ \hline 1 > 1 \end{array}$$



1000 1000 1000 1000

1000 1000 1000 1000

1000 1000 1000 1000

1000 1000 1000 1000

1000 1000 1000 1000

1000 1000 1000 1000

1000 1000 1000 1000

1000 1000 1000 1000

1000 1000 1000 1000

1000 1000 1000 1000

1000 1000 1000 1000

1000 1000 1000 1000

1000 1000 1000 1000

1000 1000 1000 1000

1000 1000 1000 1000

1000 1000 1000 1000

1000 1000 1000 1000

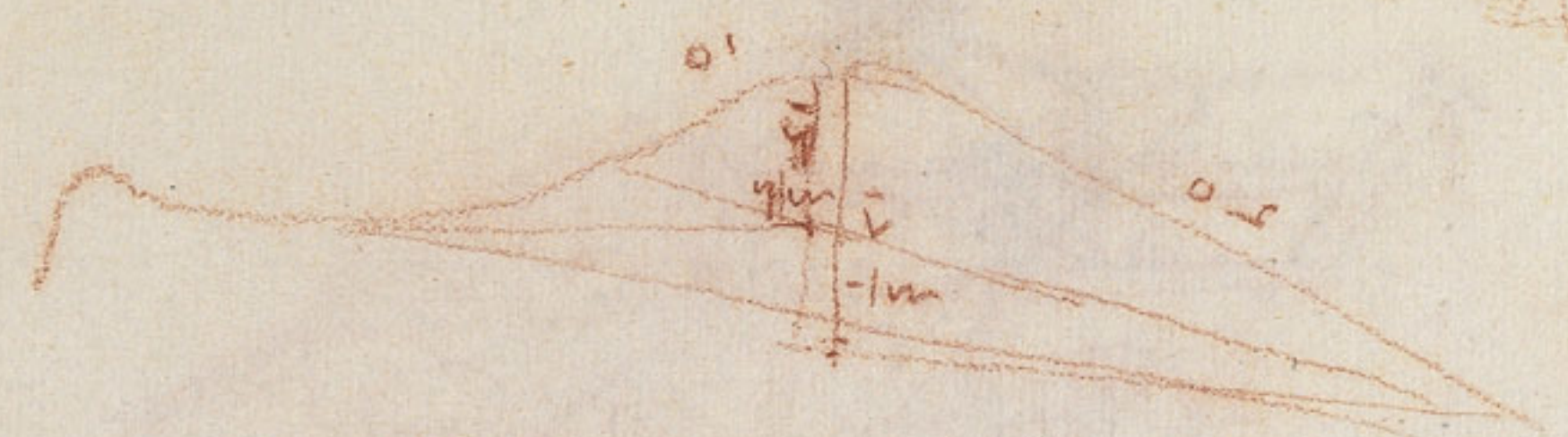
1000 1000 1000 1000







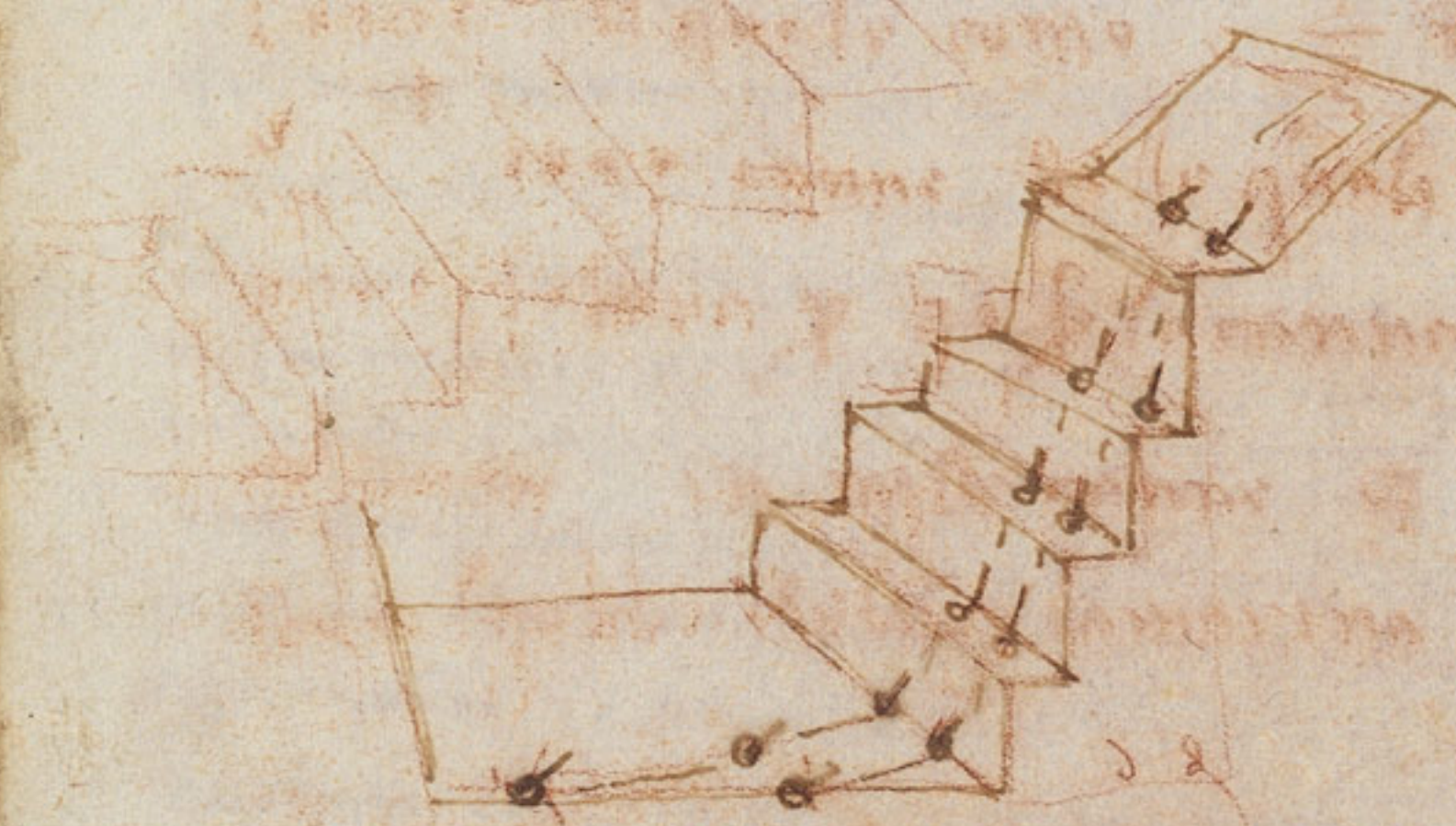

XXXX



Handwritten text in Ottoman Turkish script, appearing to be a technical or mathematical treatise. The text is written in a cursive style and is somewhat faded. It appears to be a continuation of the work on the left page.


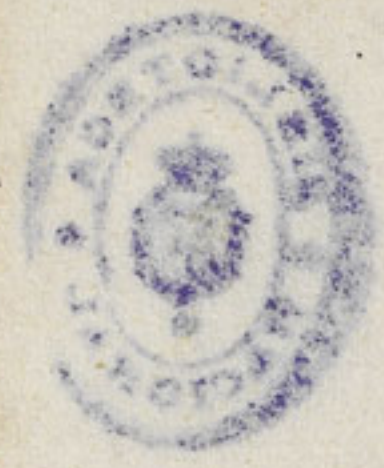


Handwritten numbers and symbols in Ottoman Turkish script, including '350', '200', and '1/2'. There are also some small diagrams and markings around the text.



Handwritten text in Ottoman Turkish script at the bottom of the page, likely a title or a note related to the diagrams above.



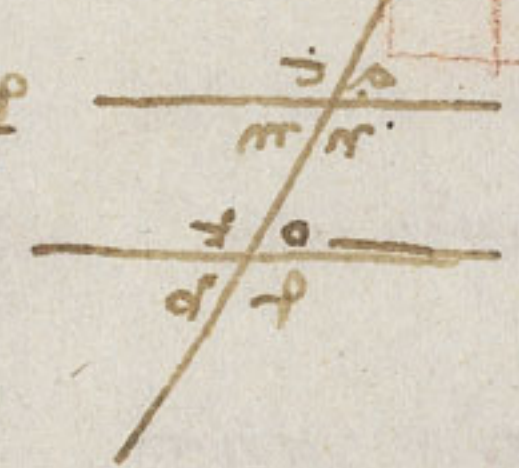


Handwritten text in a cursive script, possibly a list of measurements or labels for the diagram above.

Handwritten text in a cursive script, continuing the list or providing further details.



Vertical column of handwritten text in a cursive script, likely a detailed description or list of specifications.




Handwritten text in a cursive script, positioned to the right of the triangle diagram.



Handwritten text in a cursive script, positioned below the triangle diagram.

Final section of handwritten text in a cursive script at the bottom of the page.





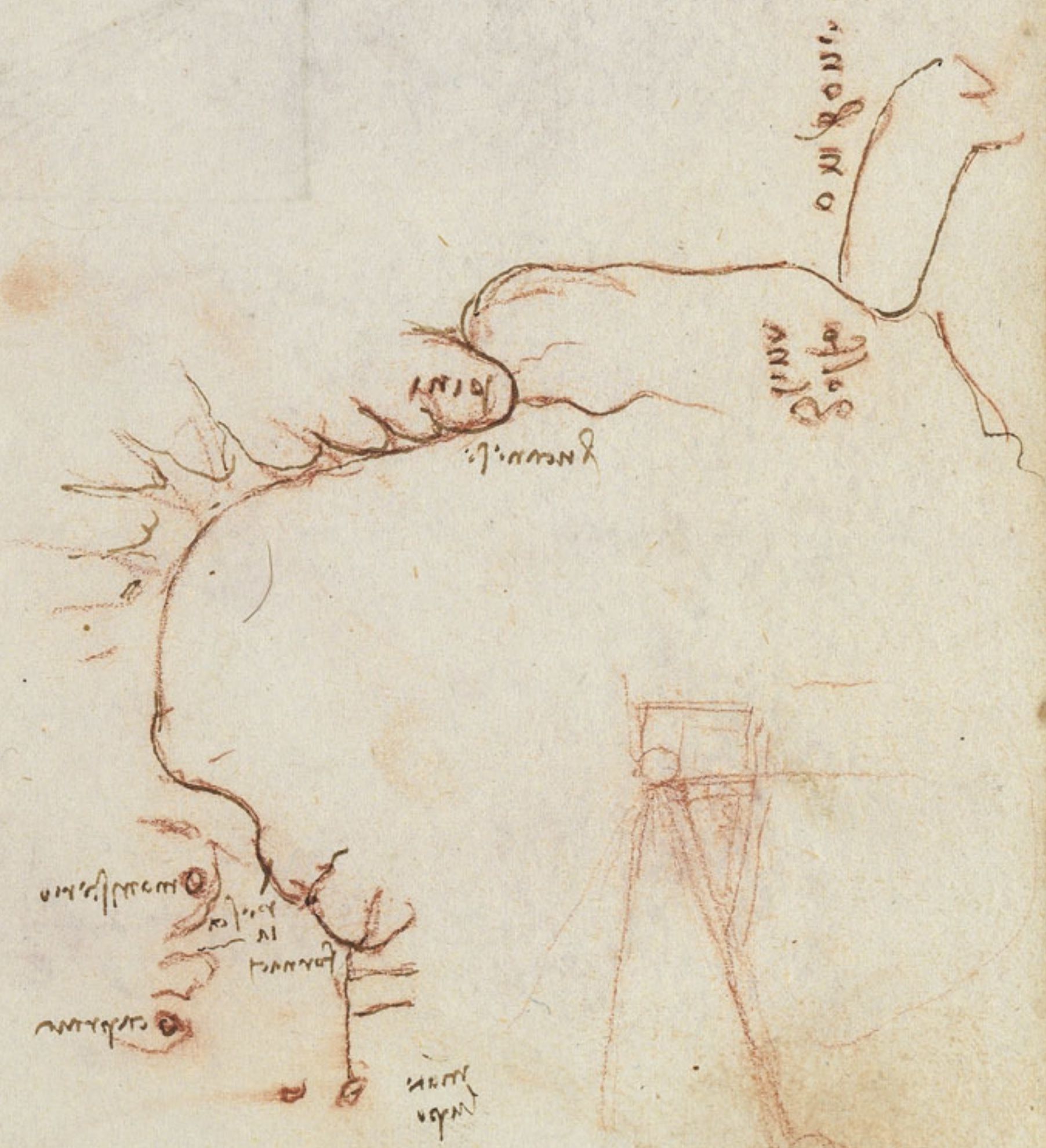
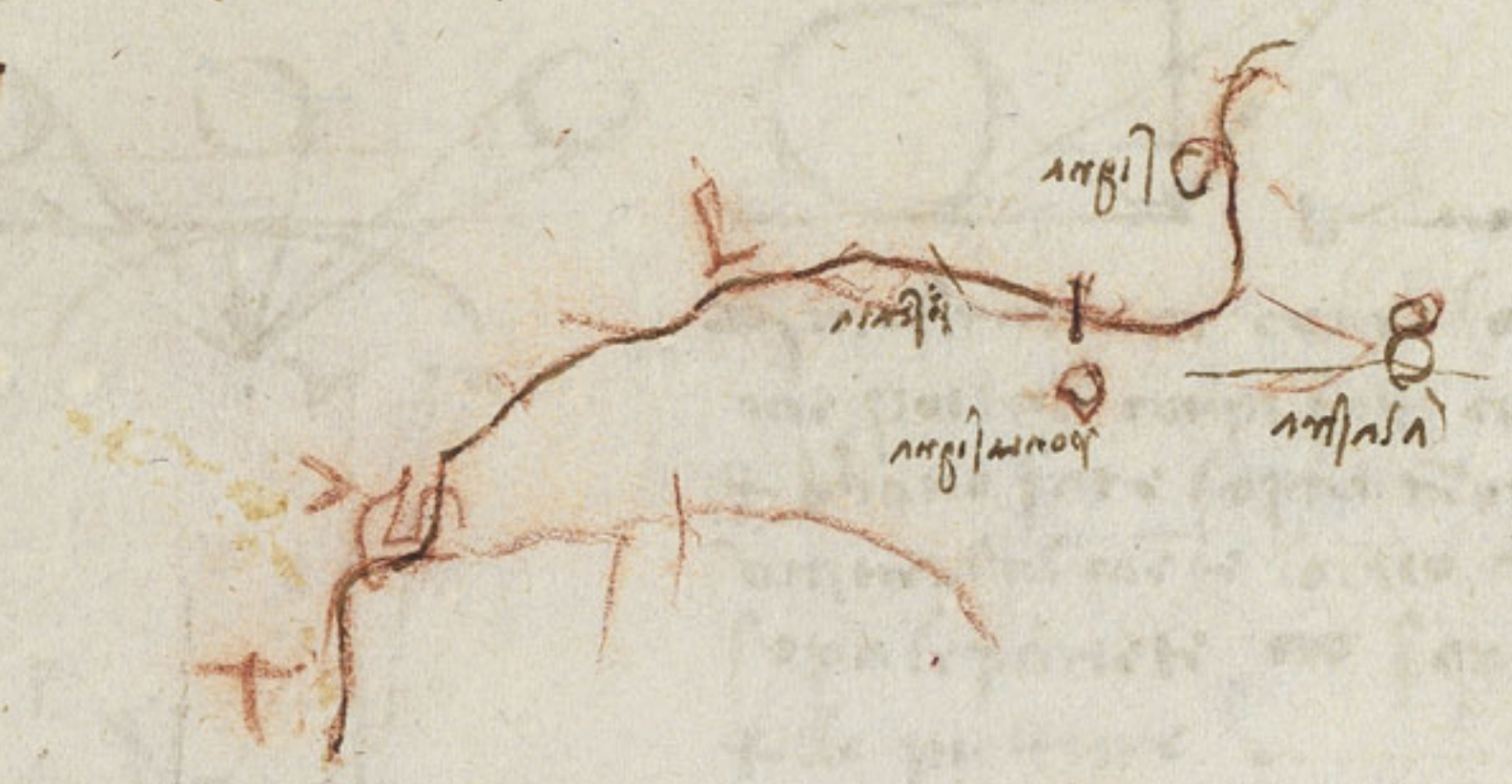





*[Faint, illegible handwriting, likely bleed-through from the reverse side of the page]*

*[Faint, illegible handwriting, likely bleed-through from the reverse side of the page]*









Handwritten text in a cursive script, likely a description or explanation of the diagrams above.

Handwritten text in a cursive script, continuing the explanation or providing additional notes.





Handwritten mark or symbol at the top of the right page.



Handwritten calculations and numbers, including a vertical addition: 1000 + 125 = 1125, and other figures like 1350, 4, 1000, 24, 1000, 880, 1000, 325, 4, 1500, 224, 3000, 420, 222, 2, 8, 1000, 3, 325.

















$$\begin{array}{r} 6+0 \\ \hline 16 \\ 38+0 \\ 6+0 \\ \hline 102+0 \end{array}$$

$$\begin{array}{r|l} \cancel{10} \cancel{2} + 0 & 6+0 \\ \cancel{10} \cancel{2} + 0 & 16 \\ \cancel{1} & \hline & 38+0 \\ & 6+0 \\ & \hline & 102+0 \end{array}$$





Handwritten notes at the top of the page, possibly describing the layout or construction details.



Handwritten text, possibly a label for a specific part of the drawing.

Handwritten text, possibly a label for a specific part of the drawing.



Handwritten text at the bottom of the page, possibly a label or a note.



Handwritten text, possibly a label for a specific part of the drawing.

Handwritten text, possibly a label for a specific part of the drawing.

Handwritten text, possibly a label for a specific part of the drawing.


Handwritten text at the bottom of the page, possibly a label or a note.

Handwritten text at the bottom of the page, possibly a label or a note.

Handwritten text at the bottom of the page, possibly a label or a note.



Handwritten text in a cursive script, likely a medieval or early modern language, located at the top left of the page. The text is written in brown ink and appears to be a list or a set of instructions.



Handwritten text in a cursive script, likely a medieval or early modern language, located at the top right of the page. The text is written in brown ink and appears to be a list or a set of instructions.





Handwritten notes at the top of the right page, possibly describing the map's content or providing a legend.



Handwritten notes on the left page, including the word 'pila' and some illegible characters.

Villa basilica

buiccha

mon curo

lito passico

capri

colore

capri

Oricho

biatna

alcant

la

moschio

mo enluoli

Samaia

in mous salti fra co

ponte stura

farimano

colleoli

Venico

bagno

colle

piffon

magno

borgo

palucola

magno

mallo

magno

mallo

magno

mallo

magno

mallo

magno

mallo

magno

mallo

magno

mallo

magno

mallo

magno

mallo

magno

mallo

magno

mallo

magno

mallo

magno

mallo

magno

mallo

magno

mallo

magno

mallo

magno

mallo

magno

mallo

magno

mallo

magno

mallo

magno

mallo

magno

mallo

magno

mallo

magno

mallo

magno

mallo

no molo

peato

clon gillo

mimo

bacheno

quino

ursino

carvingo

vergeneto

forman

ocastra

ocastina

ocastina

ocastina

ocastina

ocastina

ocastina

ocastina

ocastina

ocastina

ocastina

ocastina

ocastina

campi

teregola

ocastina

ocastina

ocastina

ocastina

ocastina

ocastina

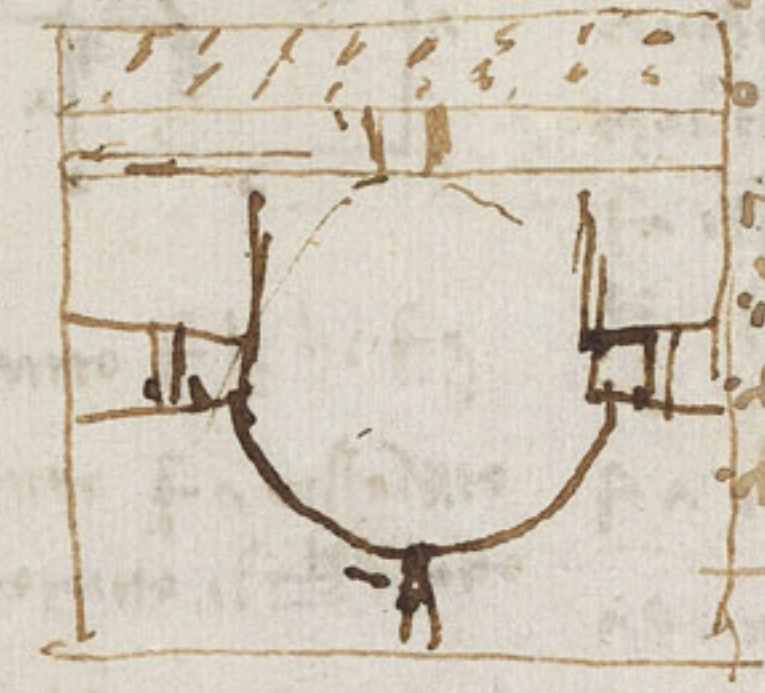


אשר נתתי לך ואת כל אשר נתתי לך  
ועתה ידע כי את כל אשר נתתי לך

אשר נתתי לך ואת כל אשר נתתי לך  
ועתה ידע כי את כל אשר נתתי לך

אשר נתתי לך ואת כל אשר נתתי לך  
ועתה ידע כי את כל אשר נתתי לך

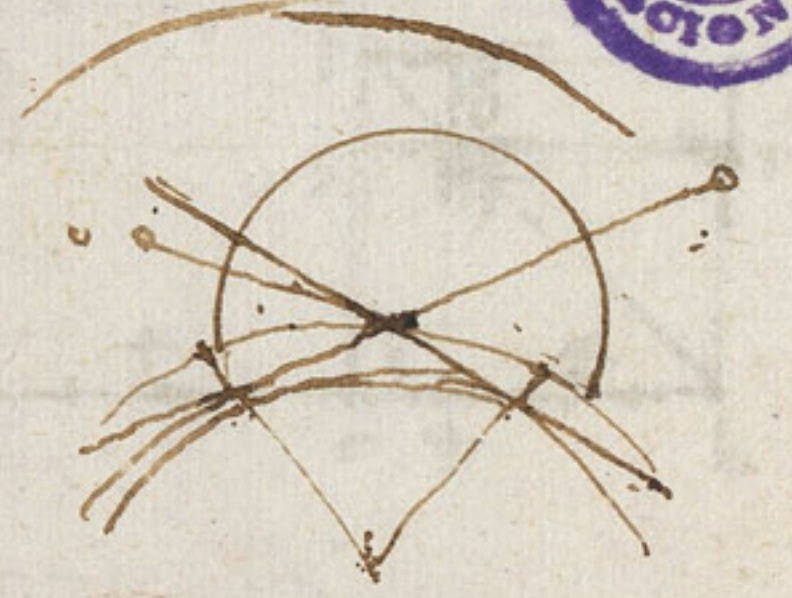
אשר נתתי לך ואת כל אשר נתתי לך  
ועתה ידע כי את כל אשר נתתי לך



אשר נתתי לך ואת כל אשר נתתי לך  
ועתה ידע כי את כל אשר נתתי לך



אשר נתתי לך ואת כל אשר נתתי לך  
ועתה ידע כי את כל אשר נתתי לך



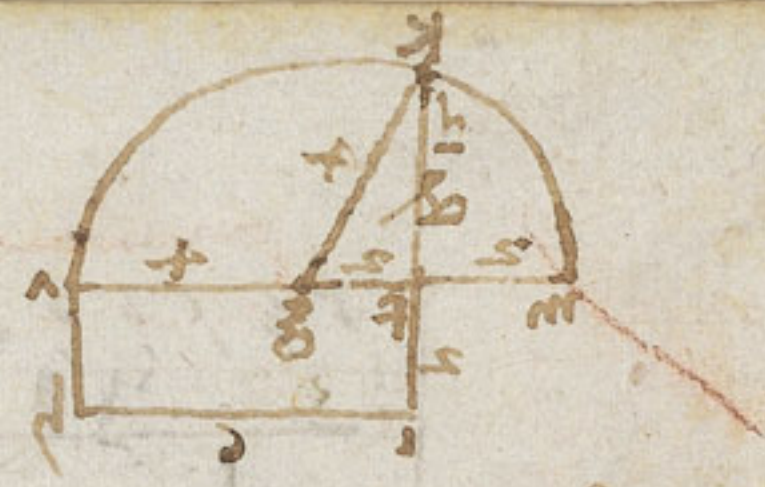
אשר נתתי לך ואת כל אשר נתתי לך  
ועתה ידע כי את כל אשר נתתי לך



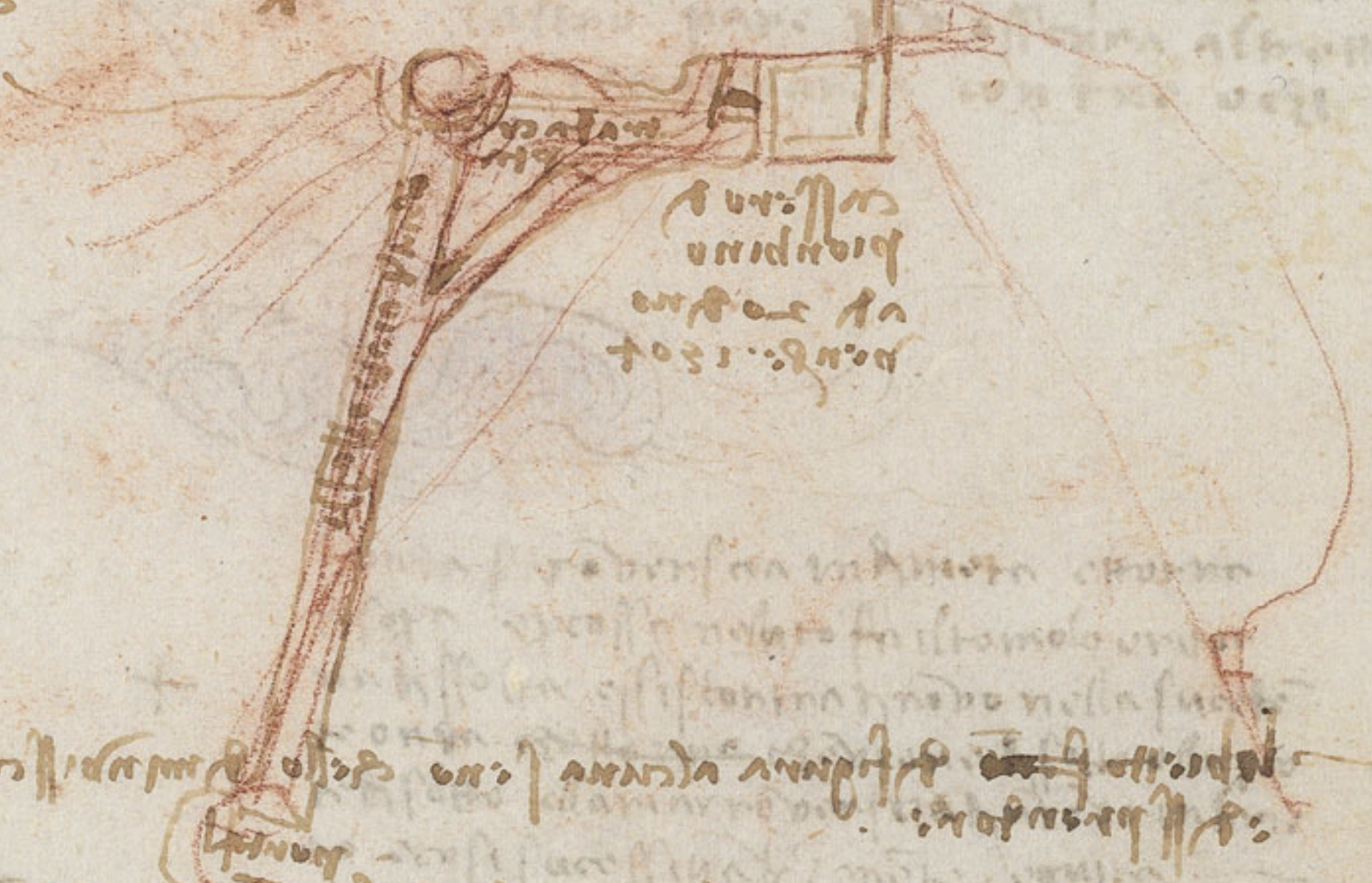
אשר נתתי לך ואת כל אשר נתתי לך  
ועתה ידע כי את כל אשר נתתי לך



Handwritten text in a cursive script, likely a medieval or early modern language, located at the top left of the page.



Handwritten text in a cursive script, located in the upper middle section of the page.



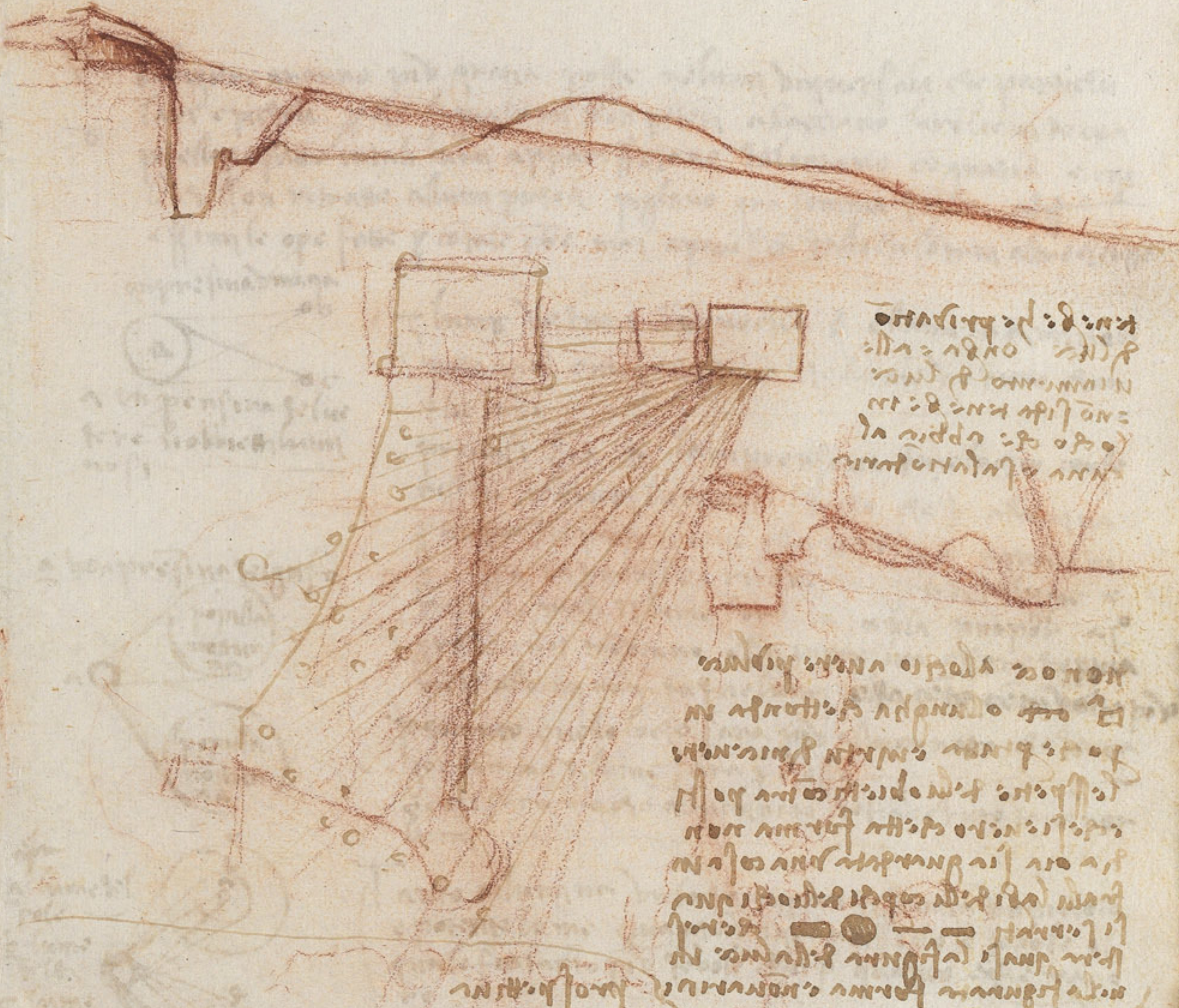
Handwritten text in a cursive script, located near the large mechanical drawing.

Handwritten text in a cursive script, located below the large mechanical drawing.

Handwritten text in a cursive script, located at the bottom left of the page.



Handwritten text in a cursive script, located at the top right of the page.



Handwritten text in a cursive script, located on the right side of the page, near the large mechanical drawing.

Handwritten text in a cursive script, located on the right side of the page, below the large mechanical drawing.

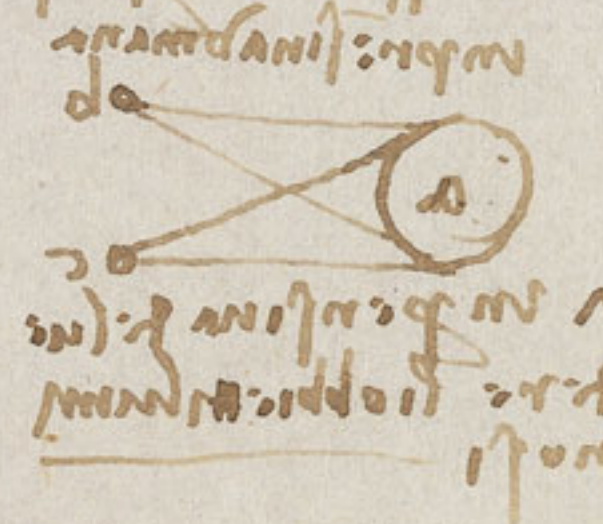
Handwritten text in a cursive script, located at the bottom right of the page.



Handwritten text block at the top of the left page.


Handwritten text block in the upper middle section of the left page.

Handwritten text block in the middle section of the left page.




Handwritten text block in the lower middle section of the left page.

Text label for the diagram above.



Handwritten text block in the lower section of the left page.



Text labels and descriptions for the complex diagram.

Handwritten text block in the lower section of the left page.

Handwritten text block in the lower section of the left page.

Handwritten text block at the bottom of the left page.

Handwritten text block at the top of the right page.

Handwritten text block in the upper middle section of the right page.

Handwritten text block in the middle section of the right page.

Handwritten text block in the lower middle section of the right page.

Handwritten text block in the lower section of the right page.

Handwritten text block in the lower section of the right page.

Handwritten text block in the lower section of the right page.

Handwritten text block in the lower section of the right page.

Handwritten text block at the bottom of the right page.



Main body of handwritten text on the left page, written in a cursive script.

Main body of handwritten text on the right page, including a circular diagram or seal at the bottom right.











Faint, illegible handwriting or bleed-through from the reverse side of the page, appearing as light purple and blue smudges.







Adom... ..

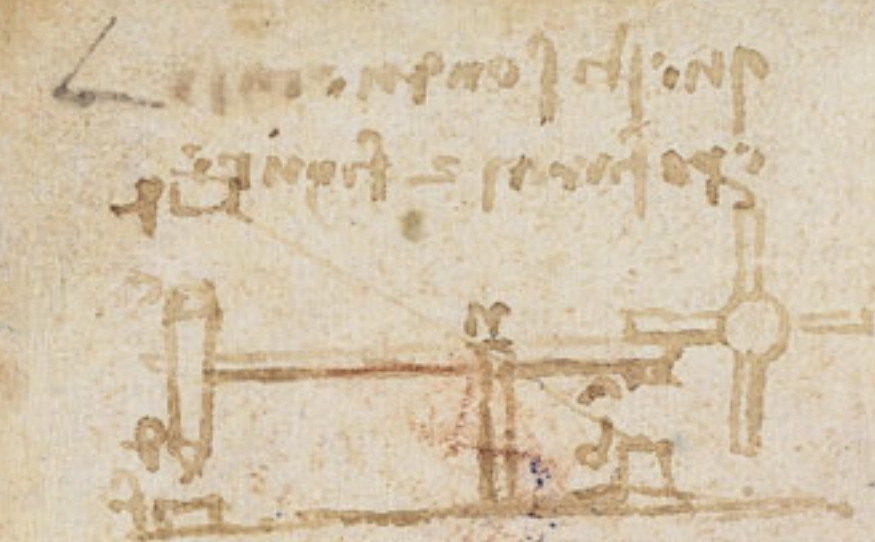
... ..

... ..

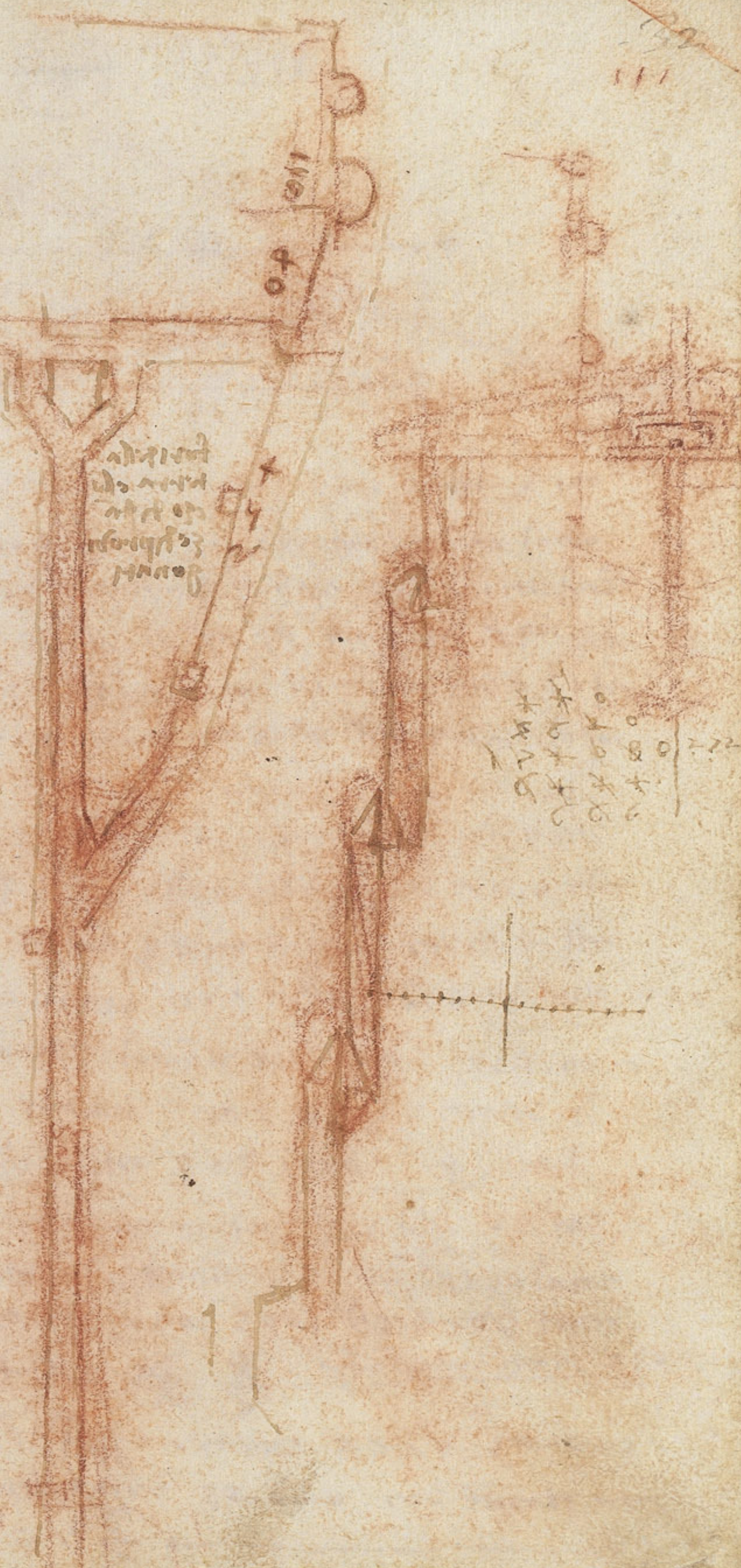
... ..



... ..



... ..



... ..

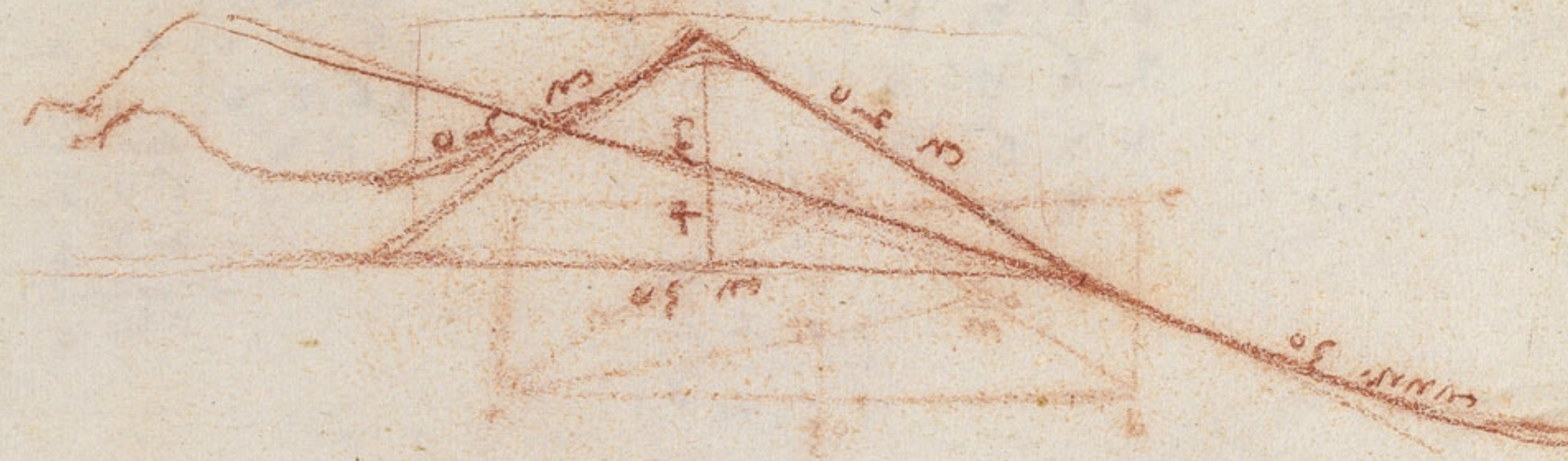




Handwritten text in a script, likely a mix of Sanskrit and Persian/Arabic, describing the diagram above. The text is arranged in several lines, with some mathematical symbols and fractions interspersed.

Additional handwritten text at the bottom of the page, continuing the description or providing further calculations. It includes several lines of text with mathematical symbols and fractions.

Vertical text on the right side of the page, possibly a list of items or a specific set of calculations related to the main text.



Handwritten text in a script, likely a mix of Sanskrit and Persian/Arabic, describing the diagram above. The text is arranged in several lines, with some mathematical symbols and fractions interspersed.

Additional handwritten text at the bottom of the page, continuing the description or providing further calculations. It includes several lines of text with mathematical symbols and fractions.





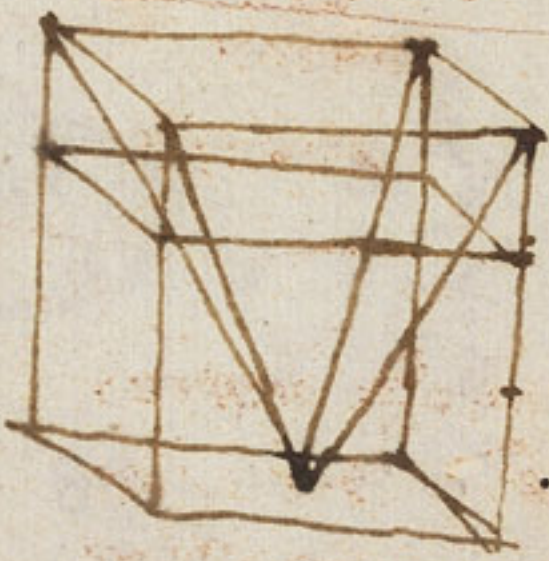


300  
200

20  
10

00  
200

Handwritten text in Devanagari script, likely a list or notes related to the adjacent diagram.



Handwritten text in Devanagari script, continuing the notes or list from the left side.

Handwritten text in Devanagari script, possibly a definition or a specific instruction.

80  
32  
# 8

Handwritten calculations in Devanagari script, including numbers and symbols like 'x' and '+', possibly representing multiplication or addition.

Handwritten calculations in Devanagari script, including numbers and symbols like 'x' and '+', possibly representing multiplication or addition.

Handwritten calculations in Devanagari script, including numbers and symbols like 'x' and '+', possibly representing multiplication or addition.

Handwritten calculations in Devanagari script, including numbers and symbols like 'x' and '+', possibly representing multiplication or addition.

Handwritten text in Devanagari script, possibly a list or notes.



Handwritten text in Devanagari script, possibly a label or description for the diagram.

Handwritten text in Devanagari script, possibly a list or notes.



Handwritten text in Devanagari script, possibly a list or notes.



Handwritten calculations in Devanagari script, including numbers and symbols like 'x' and '+', possibly representing multiplication or addition.

Large block of handwritten text in Devanagari script, possibly a detailed explanation or a long list of items.








Handwritten text at the top of the left page, possibly a title or header.

Main body of handwritten text on the left page, written in a cursive script.

Additional handwritten text on the left page, located below the main body.



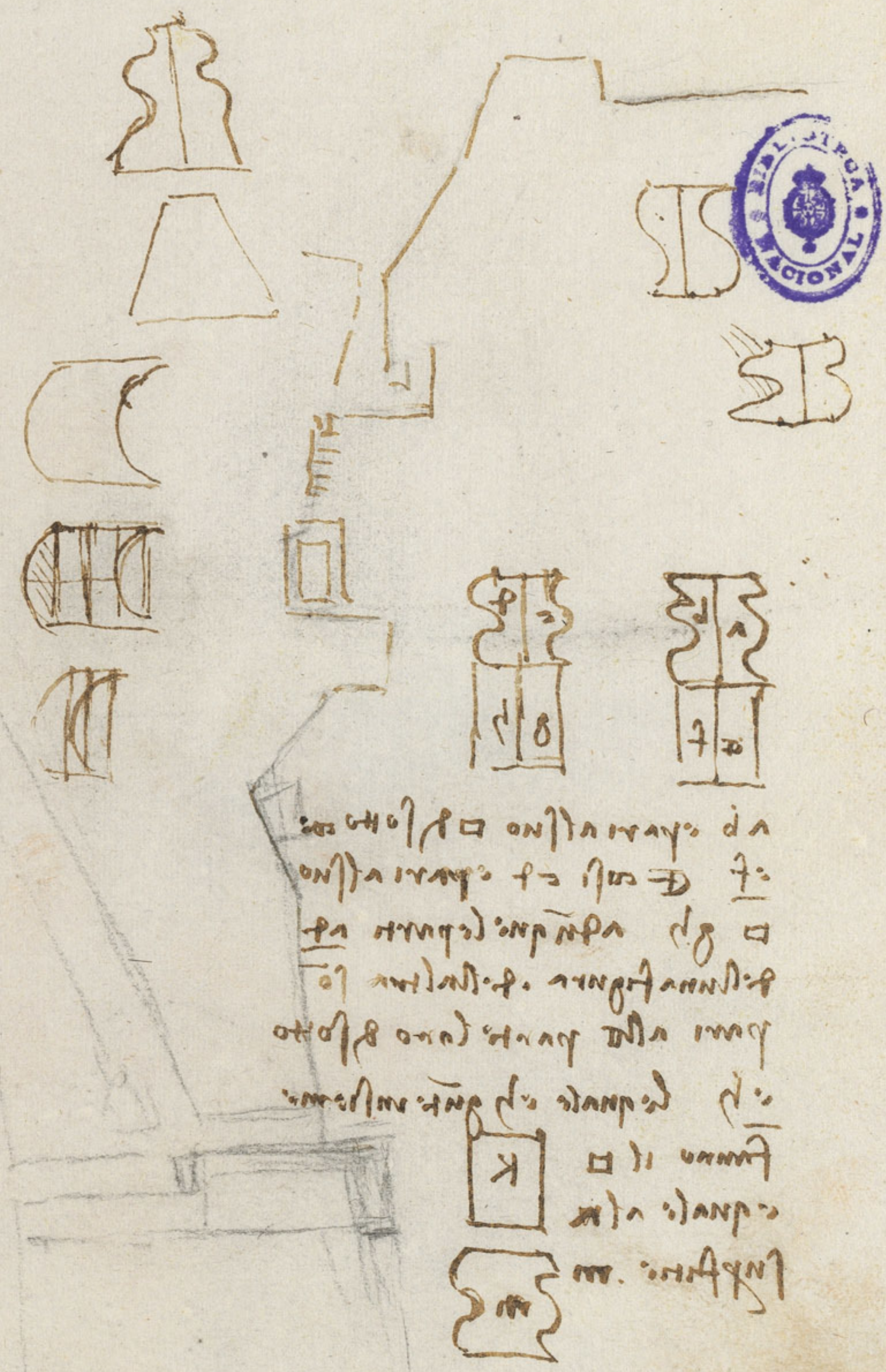
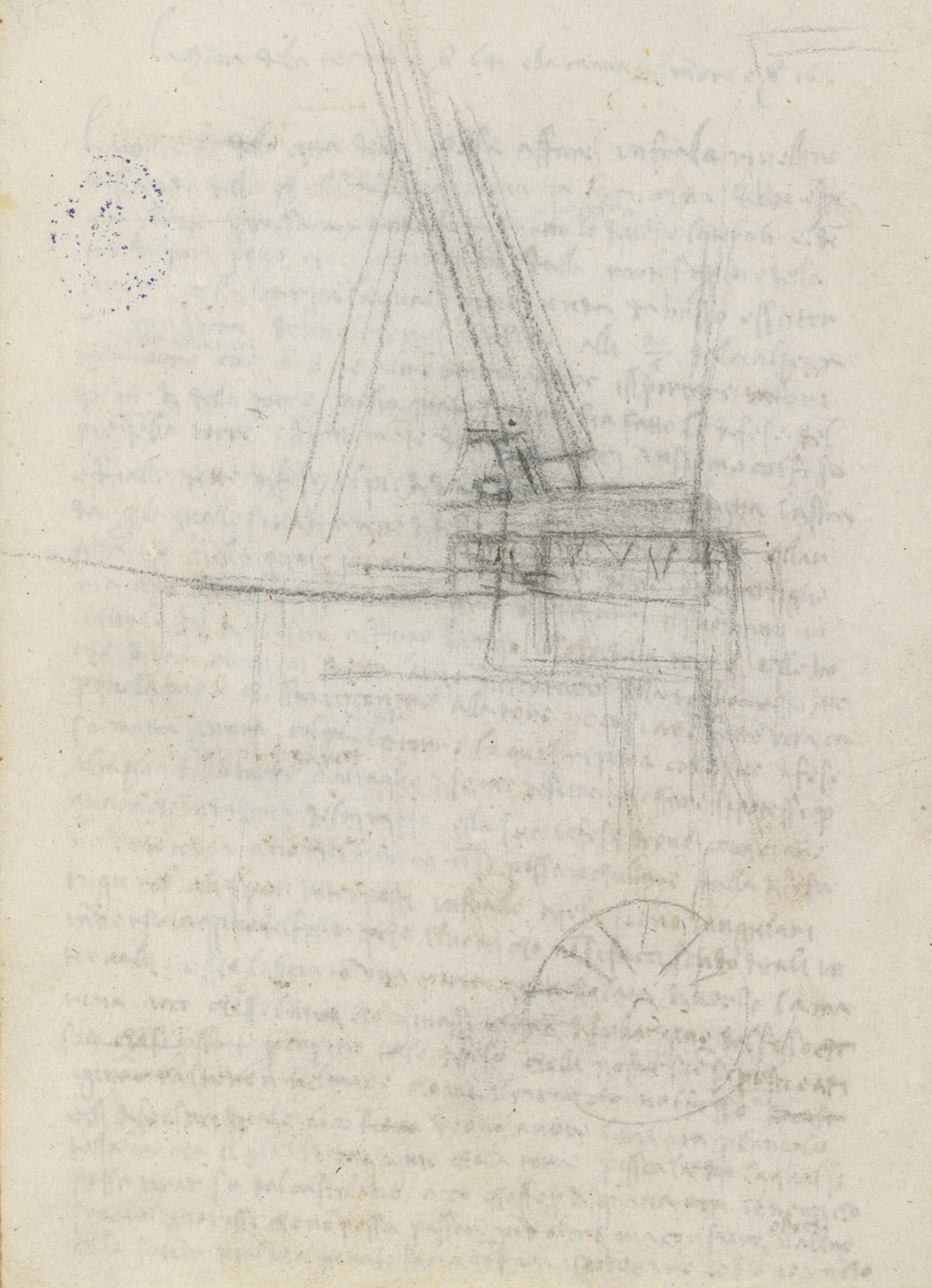
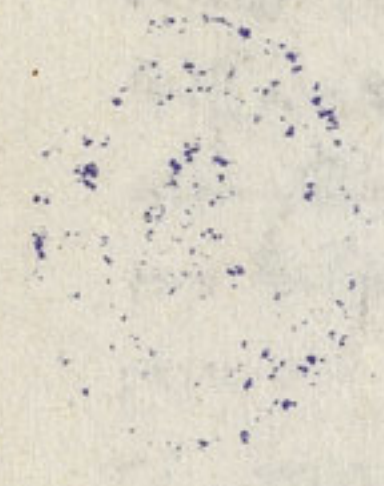












Handwritten text in a non-Latin script, likely Hebrew or Arabic, located in the lower right quadrant of the page. The text is arranged in several lines and appears to be a technical or descriptive note related to the diagrams.



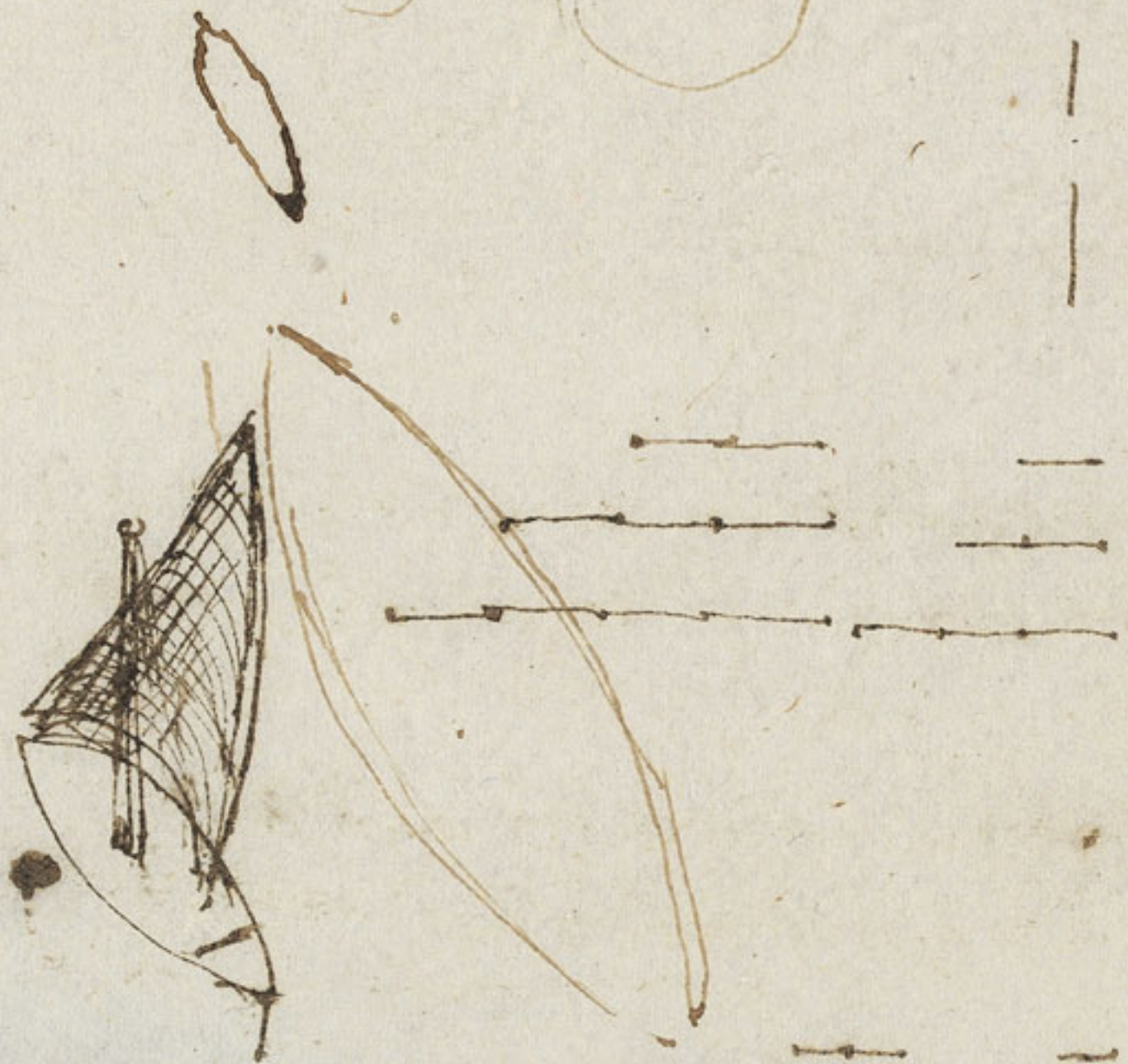
Handwritten text in a non-Latin script, likely Hebrew or Arabic, located at the bottom right of the page. It includes a small diagram with a 'K' inside a square and another diagram with a 'W' inside a square.





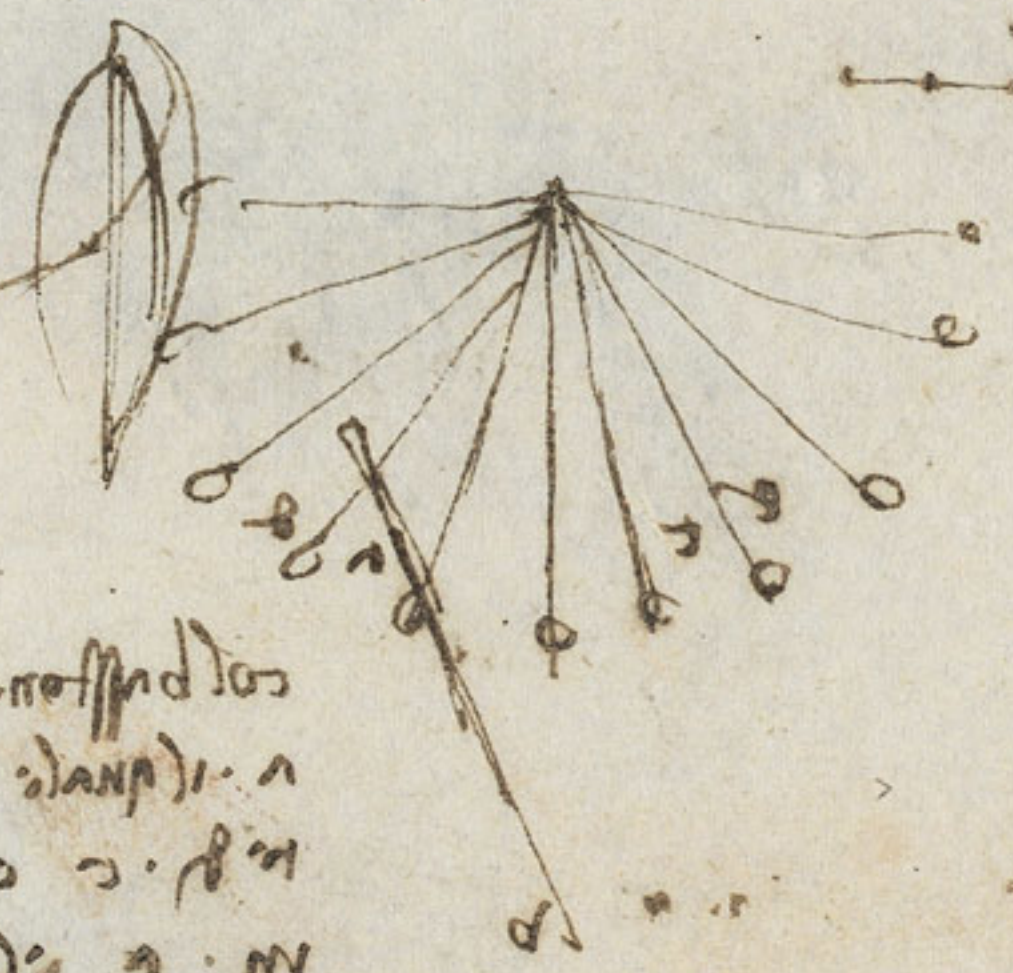


10




Handwritten text in a cursive script, likely a description or note related to the sketches on the page.

Another block of handwritten text, continuing the notes or descriptions from the previous block.



Handwritten text at the top of the right page, possibly a title or introductory notes.



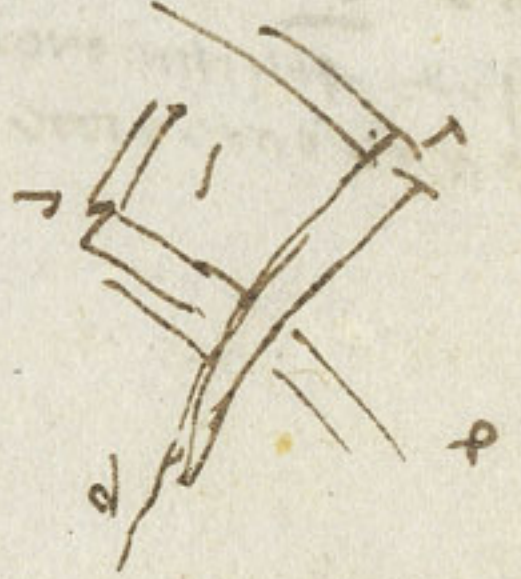
Handwritten text in the middle section of the right page, continuing the notes.

Handwritten text in the lower middle section of the right page.

Another block of handwritten text on the right page.

Handwritten text in the lower section of the right page.

Final block of handwritten text at the bottom of the right page.





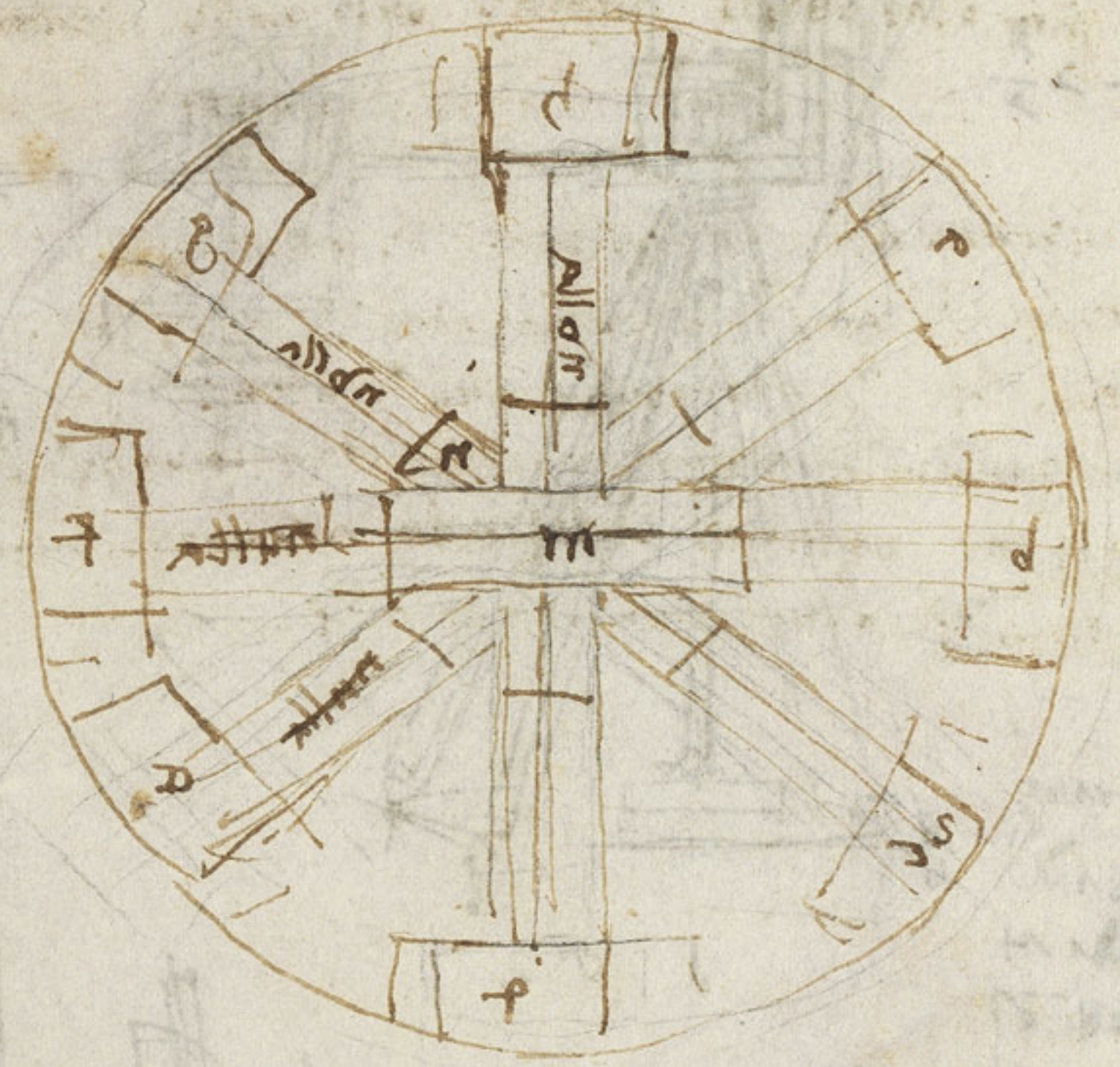
Handwritten text in a cursive script, likely a medieval or early modern language, possibly Latin or a related Romance language. The text is written in a single line across the top of the page.

Handwritten text in a cursive script, continuing from the top section. It appears to be a list or a series of related entries, possibly describing astronomical or geographical concepts.

Handwritten text in a cursive script, located on the left side of the page. It seems to be a separate entry or a note related to the main text.



Handwritten text in a cursive script, arranged in several lines on the left side of the page. It appears to be a detailed description or a list of items.




Handwritten text in a cursive script, located on the right side of the page. It appears to be a list or a series of related entries, possibly describing astronomical or geographical concepts.

Handwritten text in a cursive script, located at the bottom right of the page. It appears to be a separate entry or a note related to the main text.

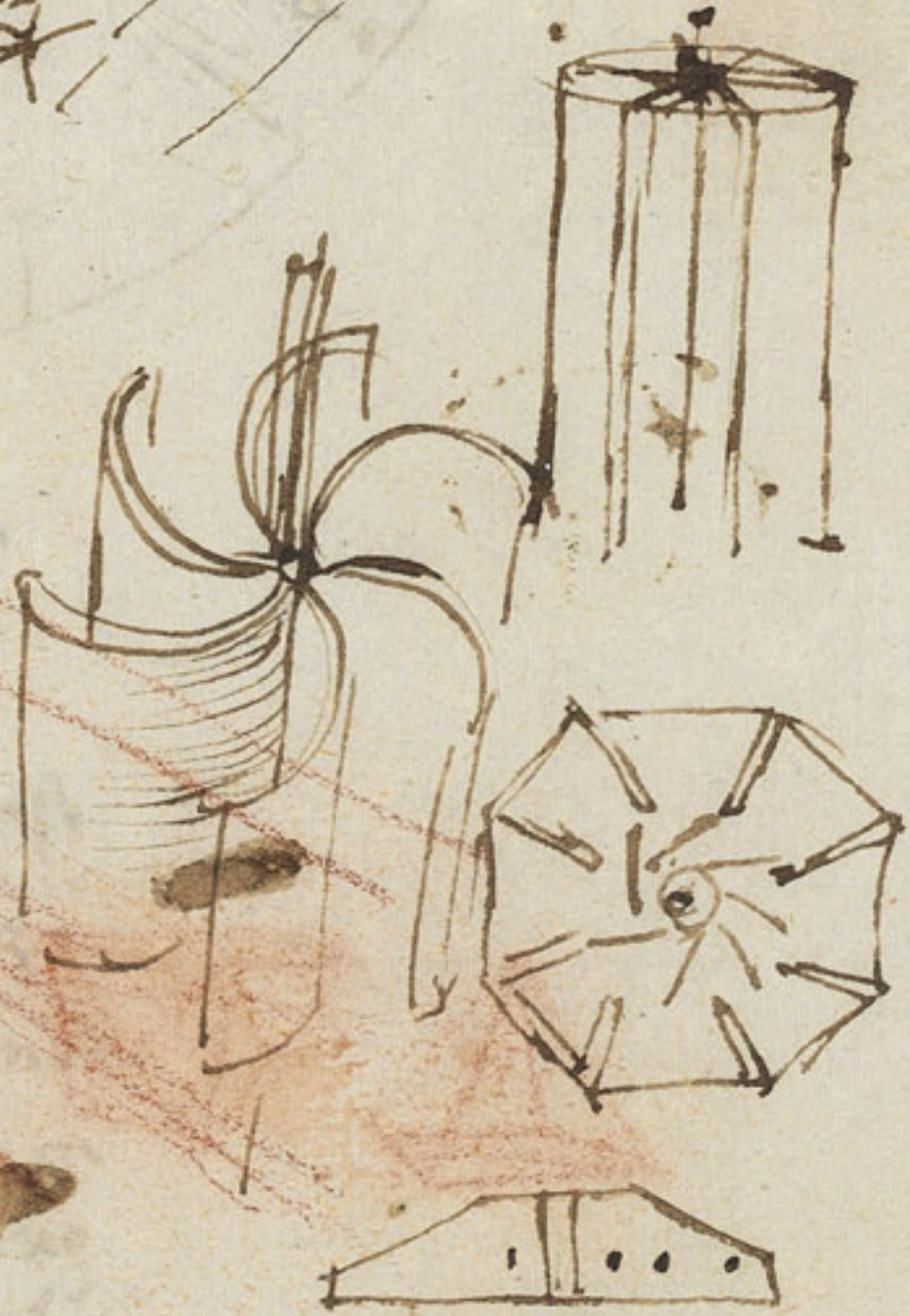


32  
C  
192

$\frac{2}{3} \times \frac{3}{2} = 1$   
 $\frac{2}{3} \times \frac{3}{2} = 1$




Handwritten text in a non-Latin script, possibly Hebrew or Arabic, located on the left side of the page.



Handwritten text in a non-Latin script, located at the bottom left of the page.

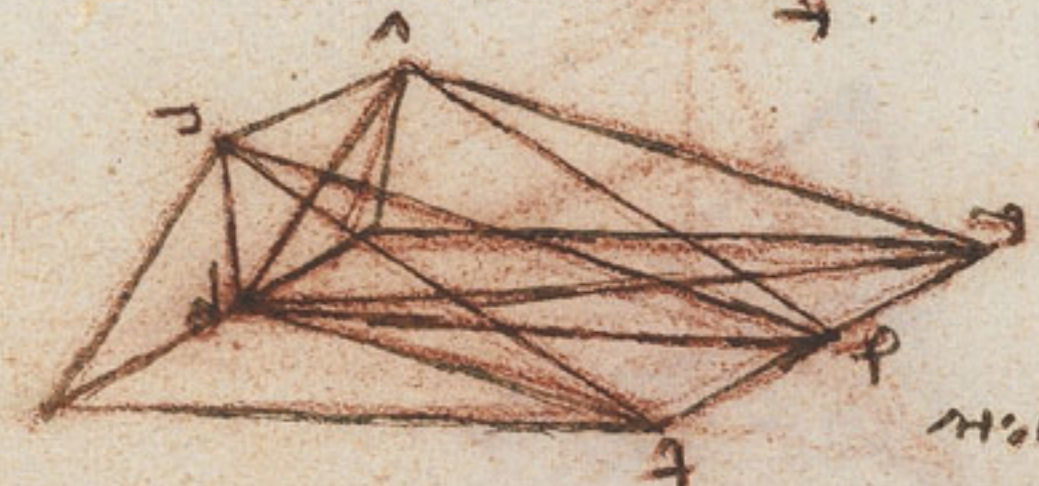
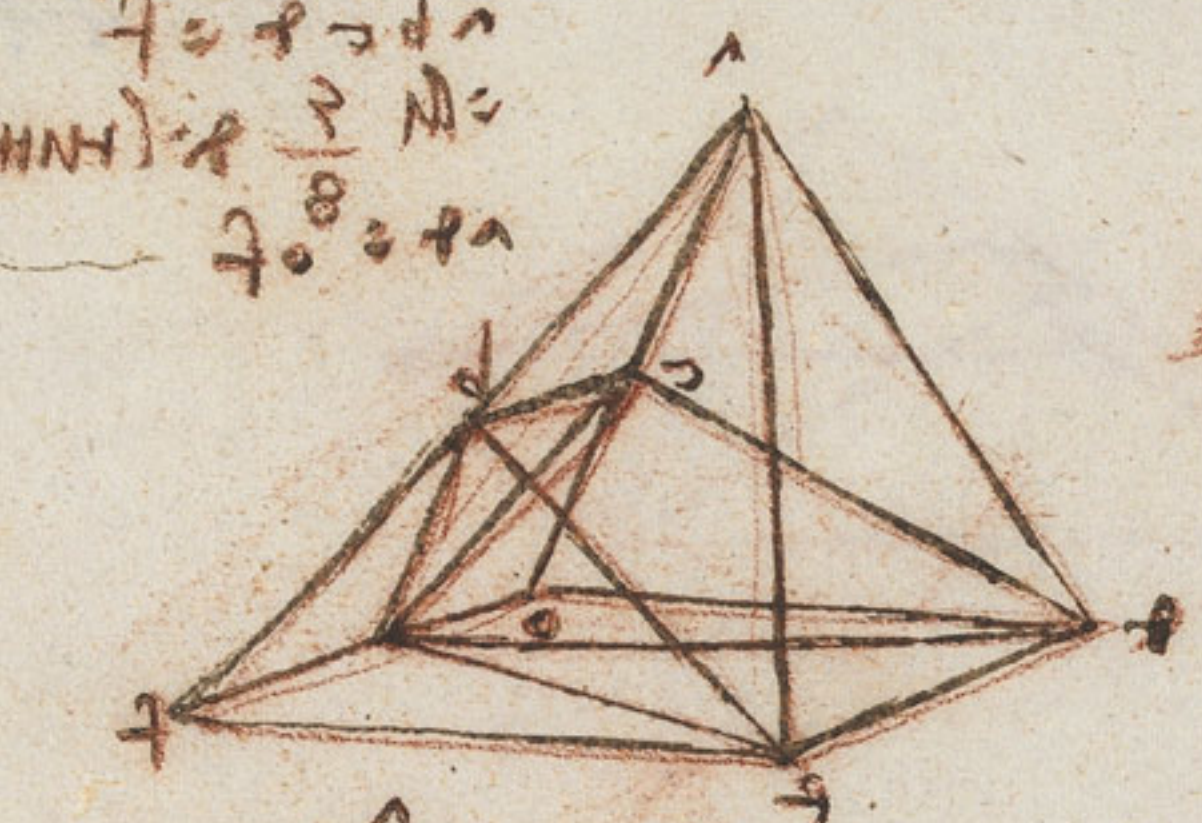
Handwritten text in a non-Latin script, located at the bottom center of the page.



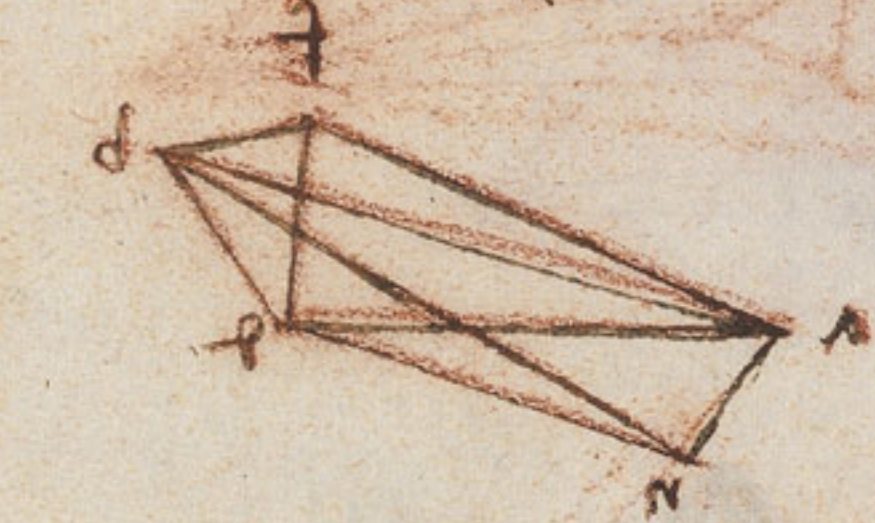

Handwritten text in a non-Latin script, located at the bottom of the page, below the geometric diagrams.



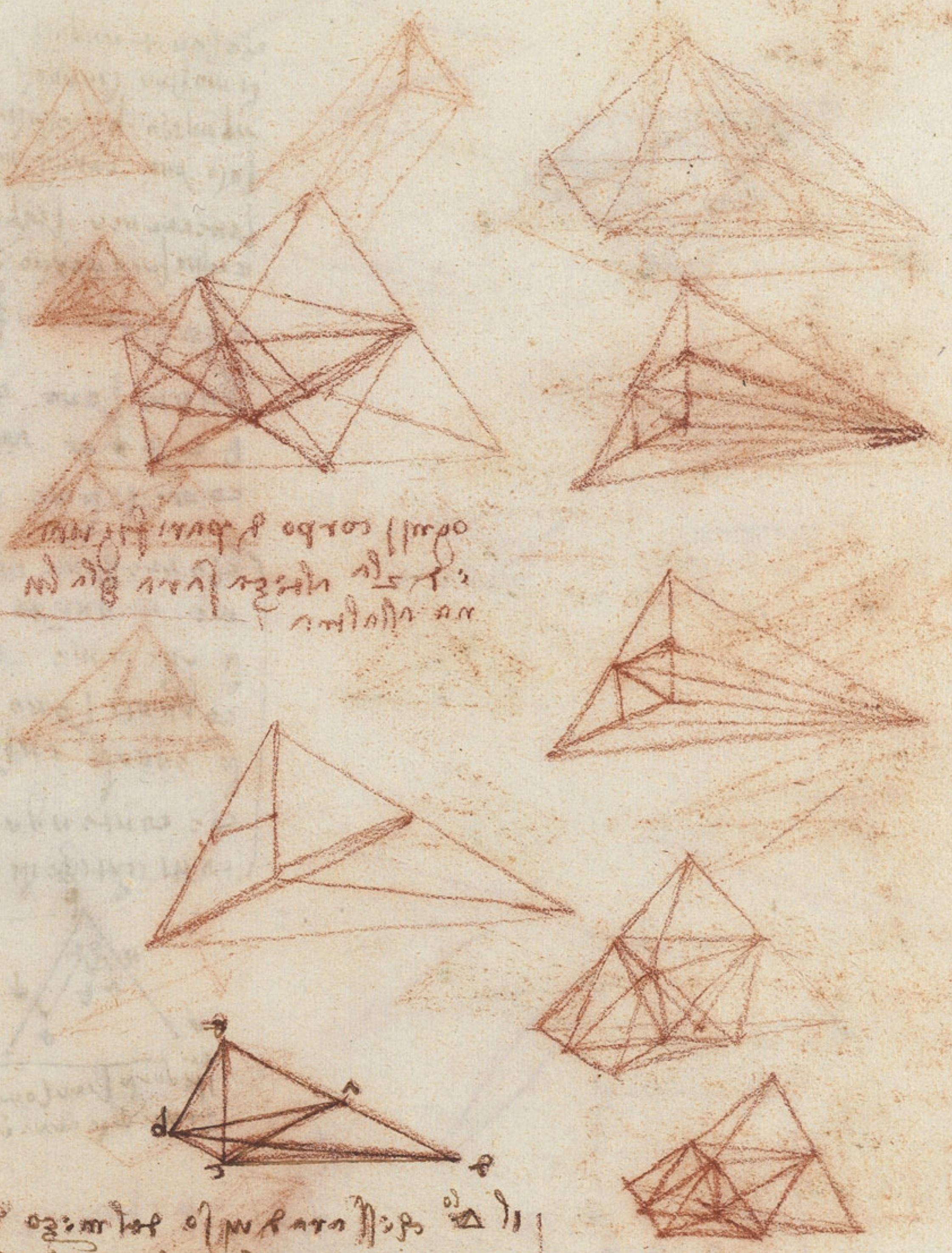

Handwritten text in the top left corner of the left page, possibly a title or reference.



Handwritten text in the middle of the left page, possibly describing the diagram.



Handwritten text in the bottom left corner of the left page, possibly a conclusion or further notes.



Handwritten text in the middle of the right page, possibly describing the diagrams.

Handwritten text in the bottom right corner of the right page, possibly a conclusion or further notes.







$$1 \quad 2 \quad + \quad 8$$



$$1 \quad 2$$

$$1 \quad 8$$

$$1 \quad 8 \quad + \quad 2$$

$$1 \quad 8 \quad + \quad 2$$

Handwritten text in a cursive script, likely a form of shorthand or a specific dialect. It appears to be a list or a set of instructions.

Handwritten text, continuing the list or instructions from the previous block.

Handwritten text, possibly a concluding note or a signature.

Handwritten text in a cursive script, likely a form of shorthand or a specific dialect. It appears to be a list or a set of instructions.

Handwritten text, possibly a concluding note or a signature.

Handwritten text in a cursive script, likely a form of shorthand or a specific dialect. It appears to be a list or a set of instructions.

Handwritten text, possibly a concluding note or a signature.

Handwritten text in a cursive script, likely a form of shorthand or a specific dialect. It appears to be a list or a set of instructions.

Handwritten text, possibly a concluding note or a signature.

Handwritten text in a cursive script, likely a form of shorthand or a specific dialect. It appears to be a list or a set of instructions.

Handwritten text, possibly a concluding note or a signature.

Handwritten text in a cursive script, likely a form of shorthand or a specific dialect. It appears to be a list or a set of instructions.



Handwritten text in a cursive script, likely a medieval manuscript. The text is arranged in several horizontal lines, with some lines starting with a large initial letter. The script is dense and difficult to decipher without specialized knowledge of the language.

Handwritten text in a cursive script, likely a medieval manuscript. The text is arranged in several horizontal lines, with some lines starting with a large initial letter. The script is dense and difficult to decipher without specialized knowledge of the language.













Handwritten text at the top of the left page, likely a title or introductory note.

Handwritten text block on the left page, positioned above the first set of diagrams.




Handwritten text block on the left page, positioned between the second and third diagrams.



Handwritten text block at the bottom of the left page, likely a concluding note or further explanation.

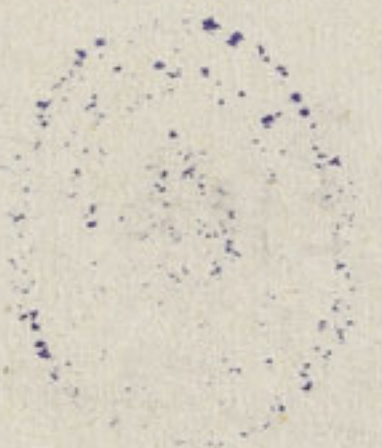
Handwritten text at the top of the right page, likely a title or introductory note.







Faint handwritten text in a historical script, possibly Spanish or Italian, located in the upper left quadrant of the page.





torre a filicain



Carzio

libra fitta

San Maria

barmp

pute al fangio

bagno

ponte arborea

ponte

fucina

San Jacopo

fosso tupper

patate

ascano

tolosa

forno

fossa

via di...

ofori

via di...

agnano

balneio

berrucola

casina

calina

Obietta

fiume morto

patata

barberiana

laureola

pisa

San Marino

trigone

casina

via di...

fornacetta

paragona

arno

San Pietro...

fosso...

fosso tupper

via di...

torre di fact

via di...

castagnolo

colano

fossa nuova

pannona

lanzana

Handwritten notes in red ink at the bottom left.



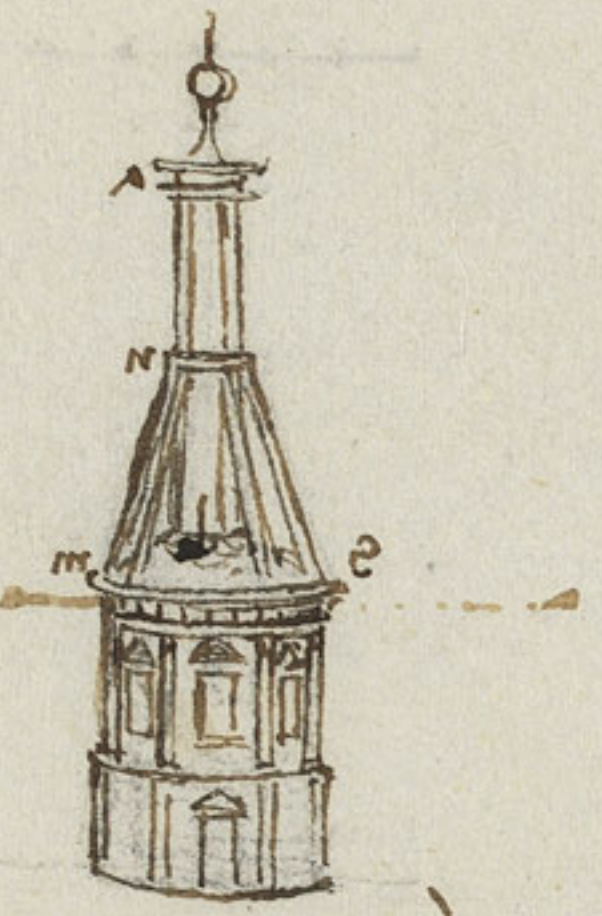








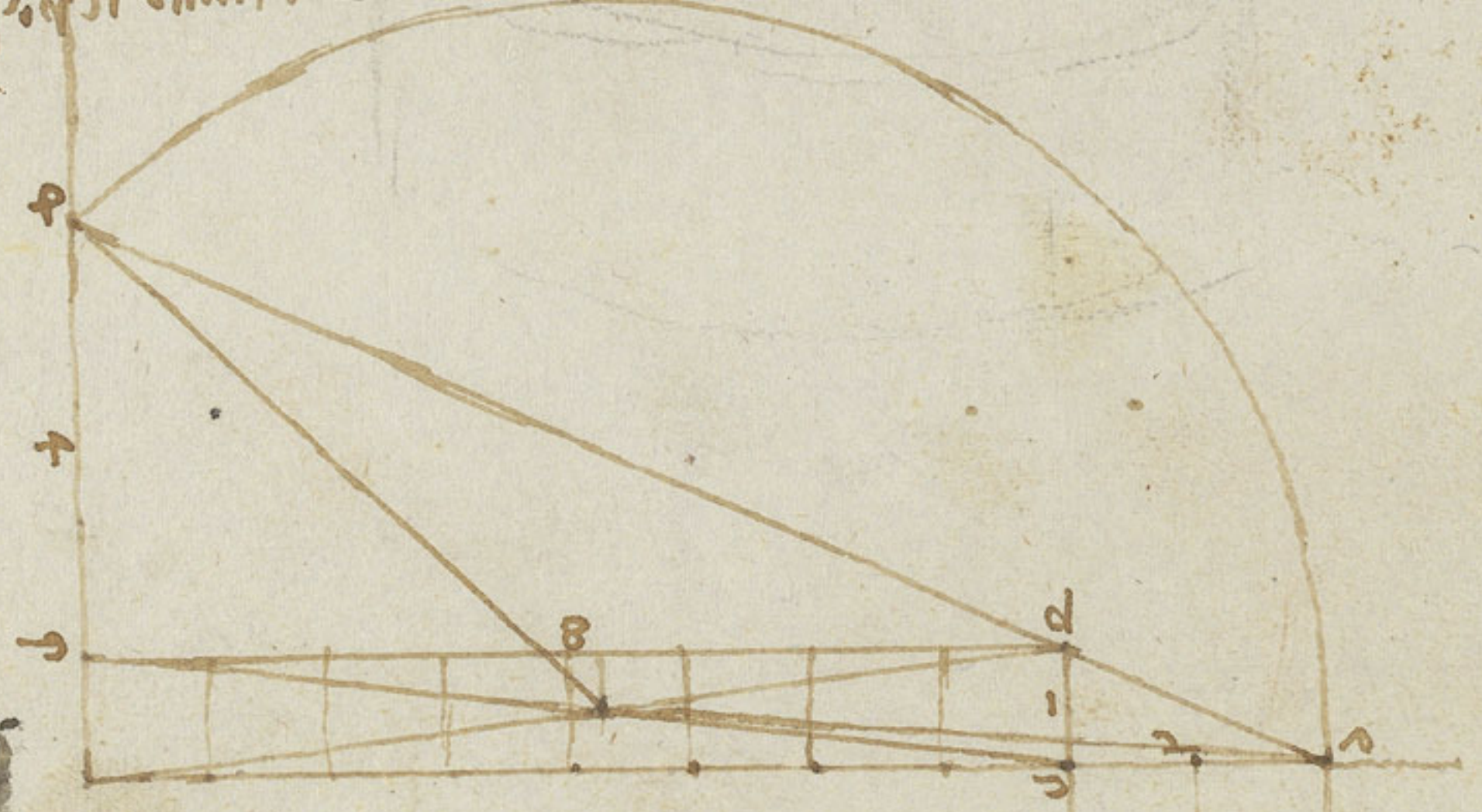
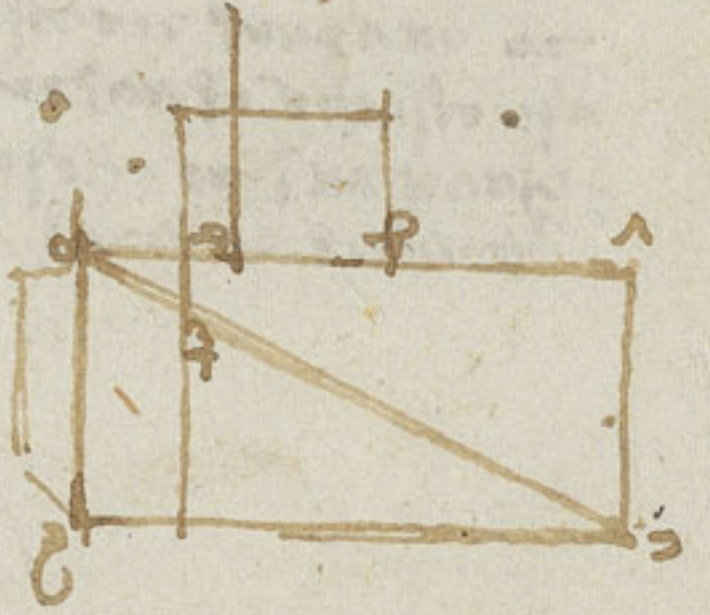
Handwritten text at the top of the right page, likely a title or introductory note.



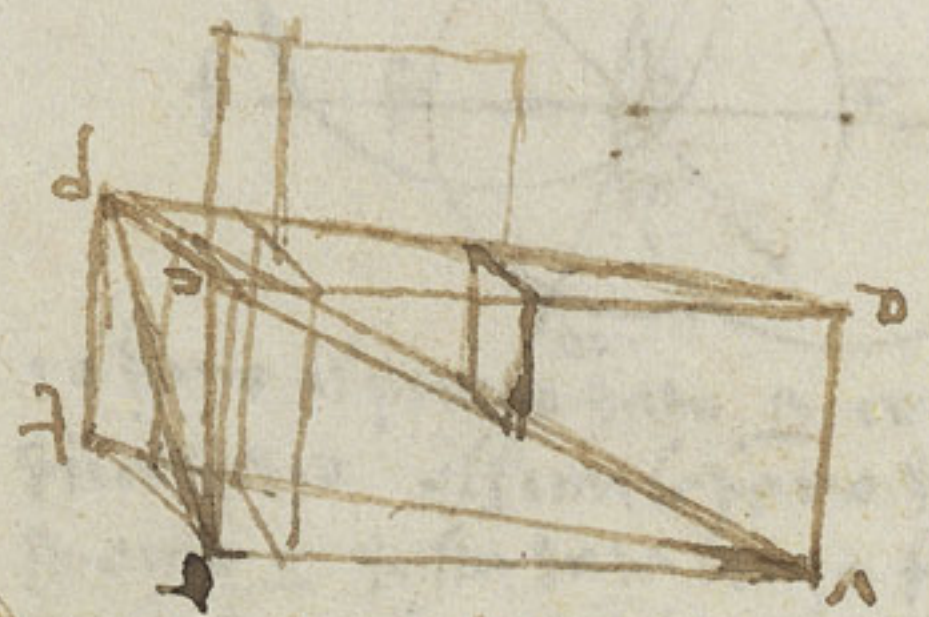
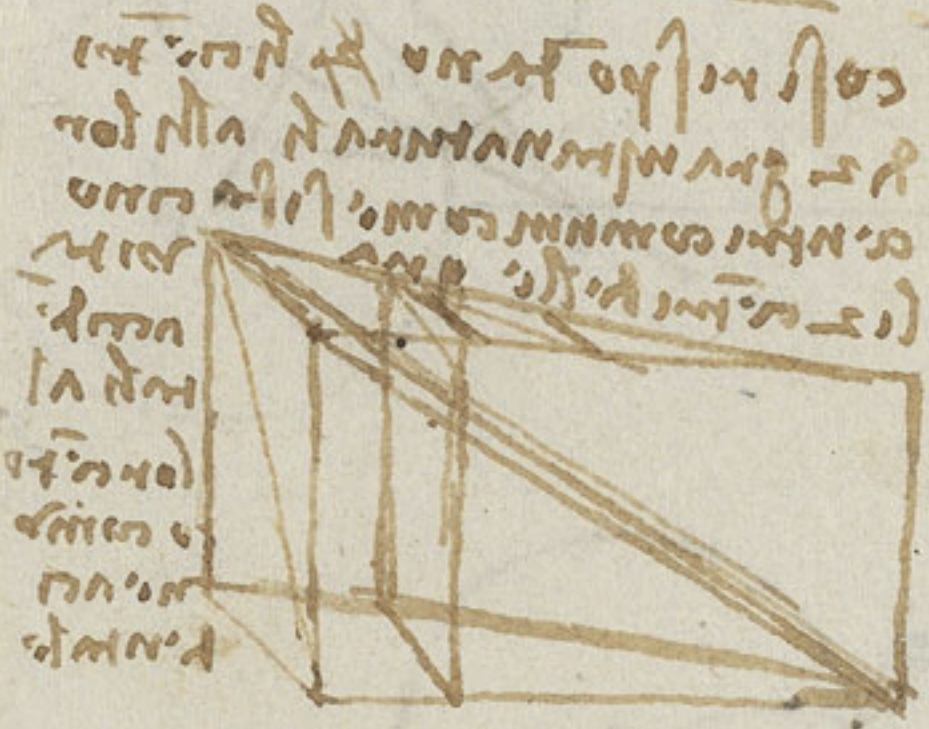
Handwritten text in the upper left section of the page.

Handwritten text in the middle left section of the page.

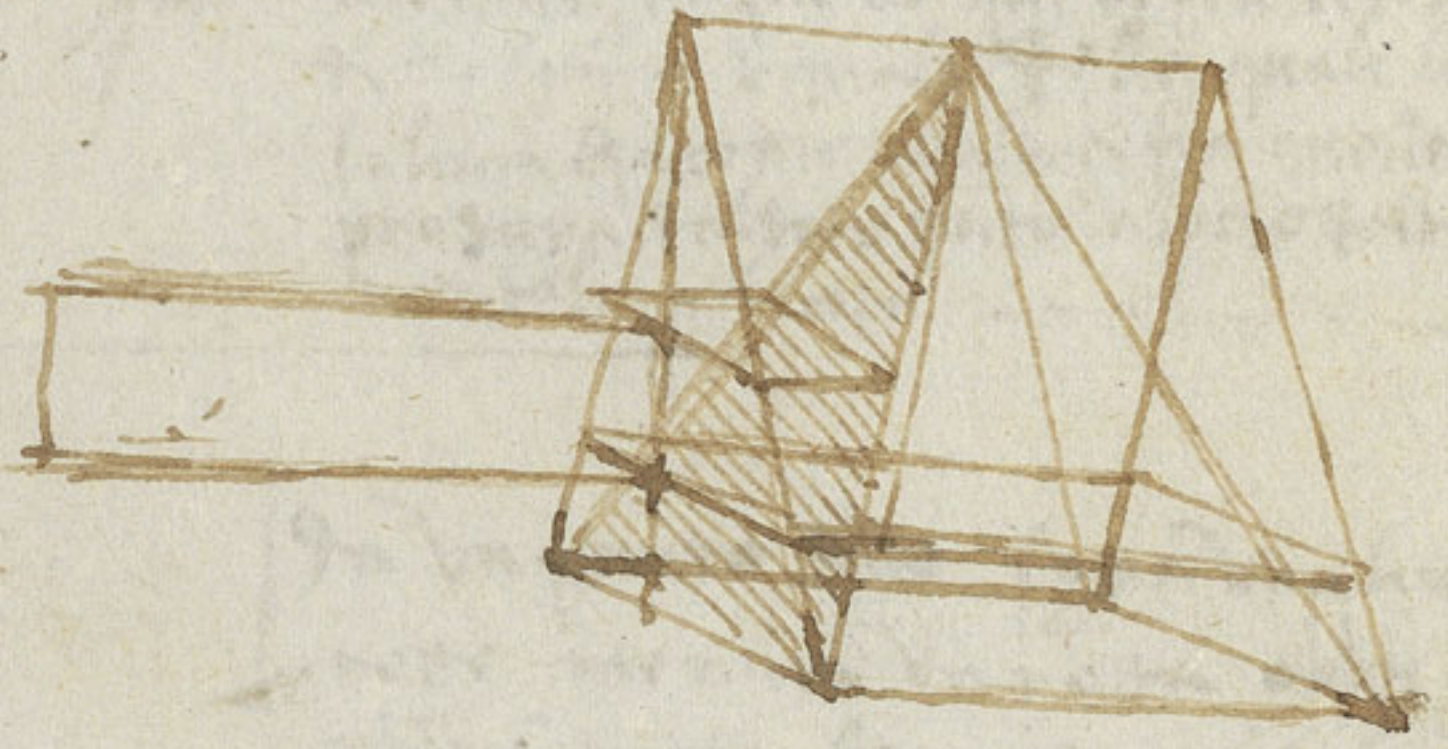
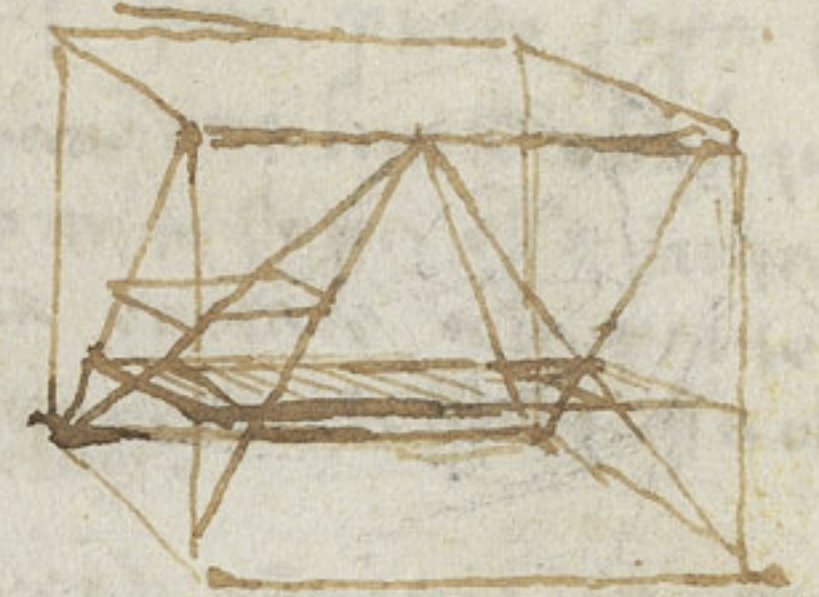
Handwritten text in the middle right section of the page.



Handwritten text at the bottom left of the page.



Handwritten text at the bottom of the right page.















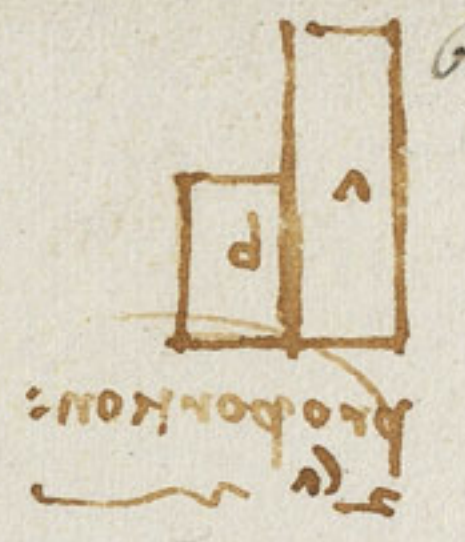


Vertical text or markings along the center fold, possibly bleed-through from the reverse side.

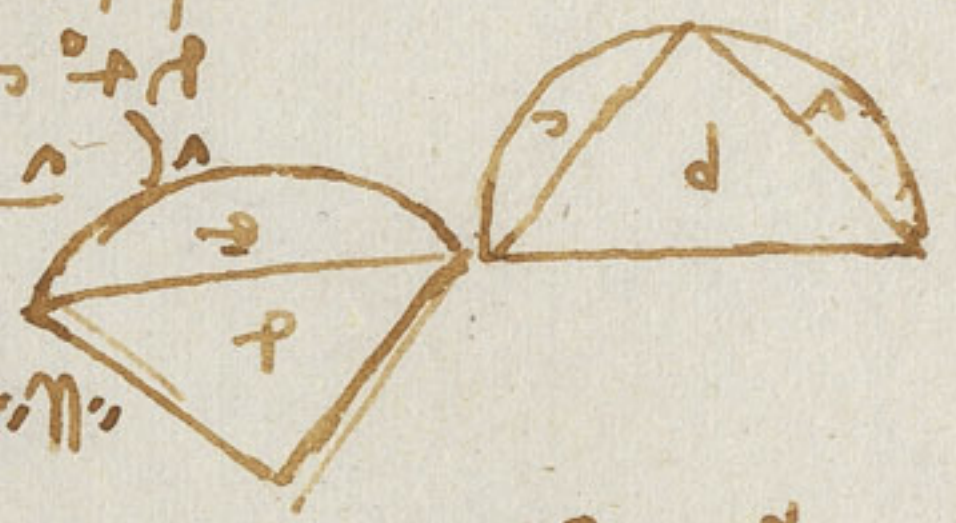




Handwritten text in a cursive script, likely a mathematical or scientific treatise, located at the top of the page.



Handwritten text in a cursive script, located in the middle section of the page.

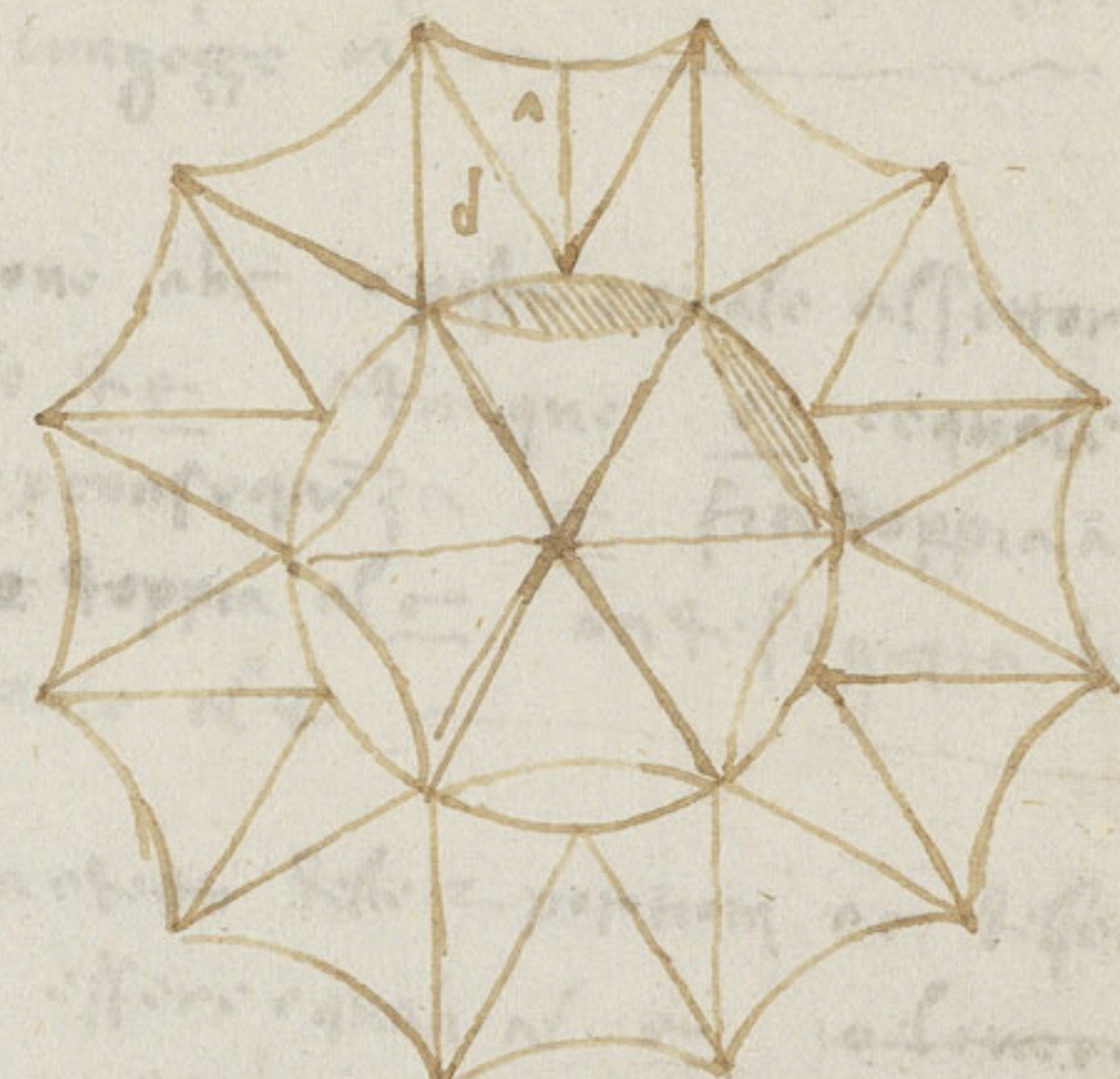


Handwritten text in a cursive script, located in the bottom section of the page.





1600-1600



*[Faint, mostly illegible handwritten text in Italian, likely describing the geometry of the diagram.]*


8 = 7

1600-1600



*[Handwritten notes in Italian, possibly explaining the construction of the diagrams.]*

*[Handwritten notes in Italian, continuing the explanation of the geometric figures.]*



*[Faint handwritten text at the bottom of the right page, possibly concluding the notes.]*

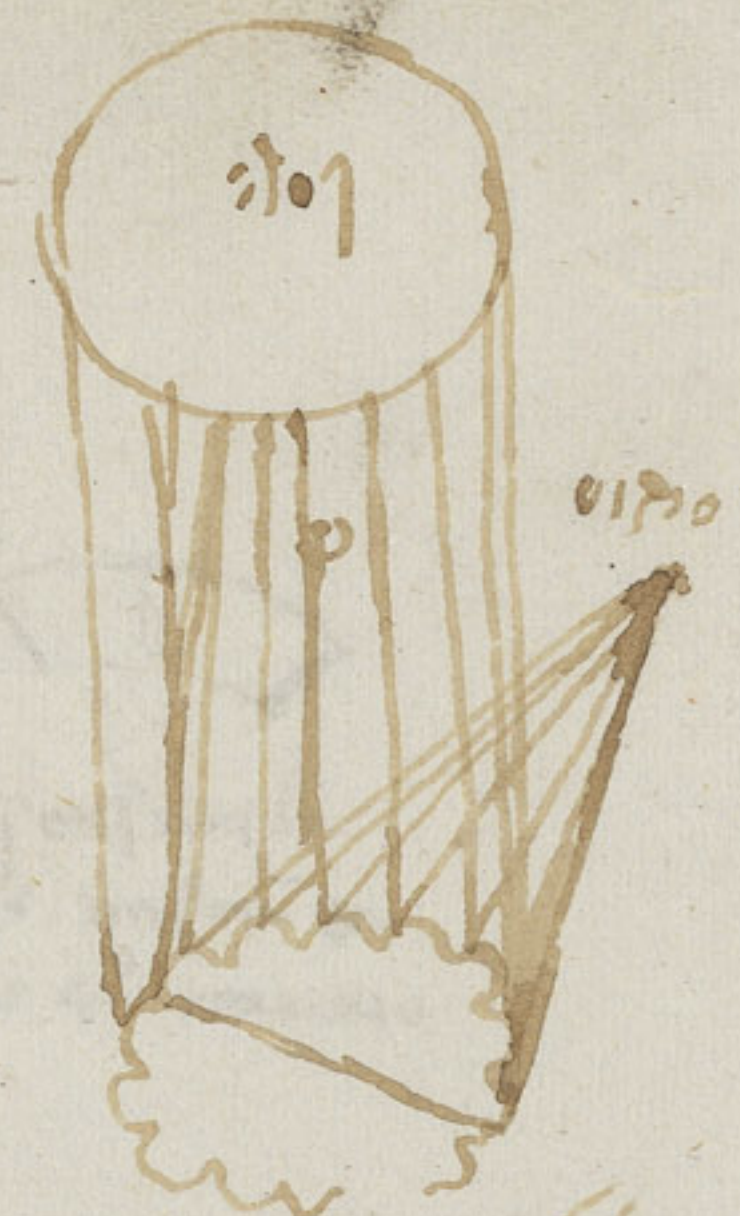




Handwritten text in Hebrew script, likely describing the diagram above.

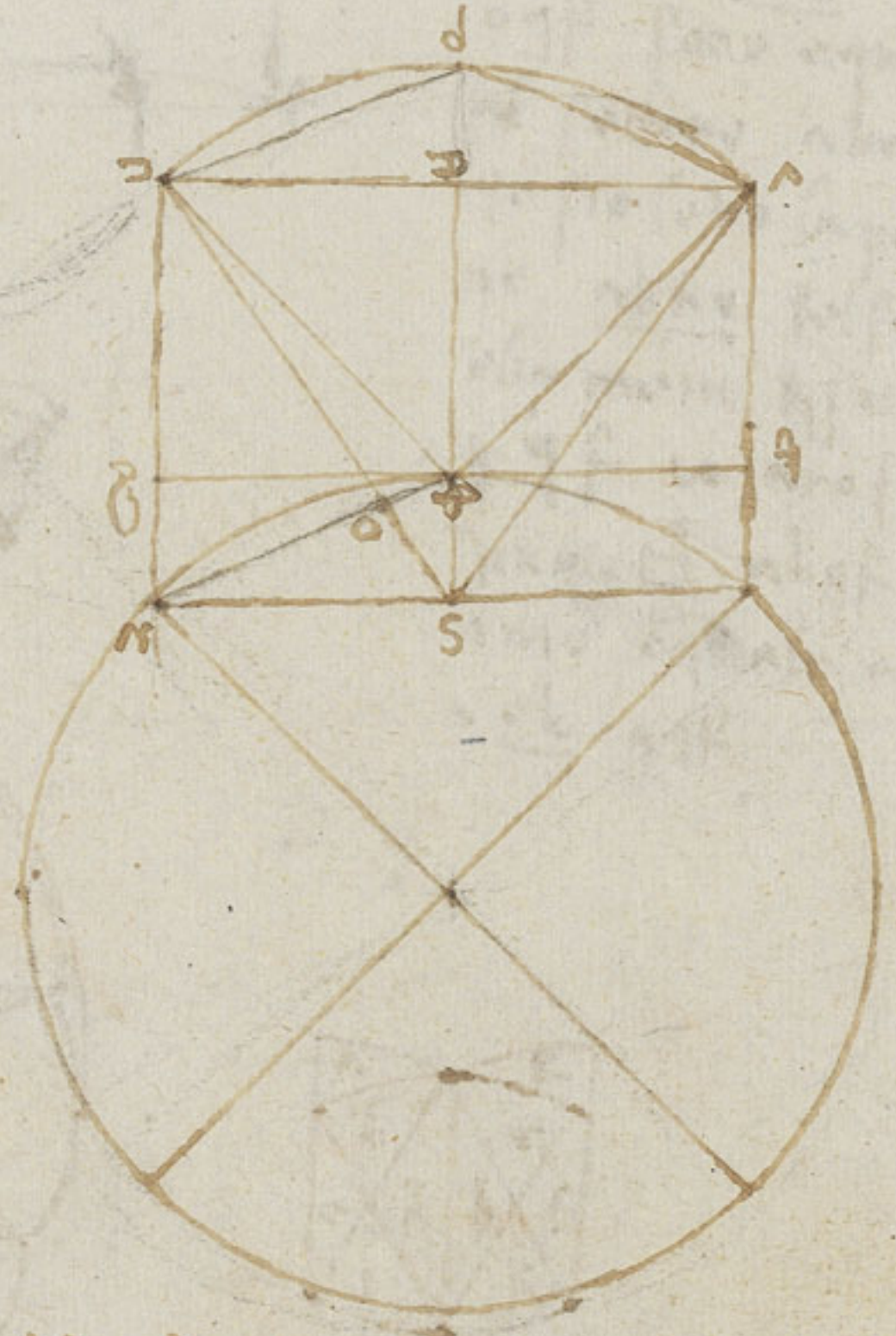


Handwritten text in Hebrew script, likely describing the diagram above.



Handwritten text in Hebrew script, likely describing the diagram above.

Large block of handwritten text in Hebrew script, possibly a detailed explanation or proof.



Handwritten text in Hebrew script, likely describing the diagram above.

Handwritten text in Hebrew script, possibly a summary or conclusion.

Handwritten text in Hebrew script at the top of the right page.



Large block of handwritten text in Hebrew script, likely a detailed explanation or proof.

Large block of handwritten text in Hebrew script, likely a detailed explanation or proof.









Handwritten text in a historical script, likely a form of Arabic or Persian, written in brown ink. The text is arranged in approximately 12 horizontal lines. The script is dense and cursive. The paper shows signs of age, including some staining and a blue circular stamp on the right side.



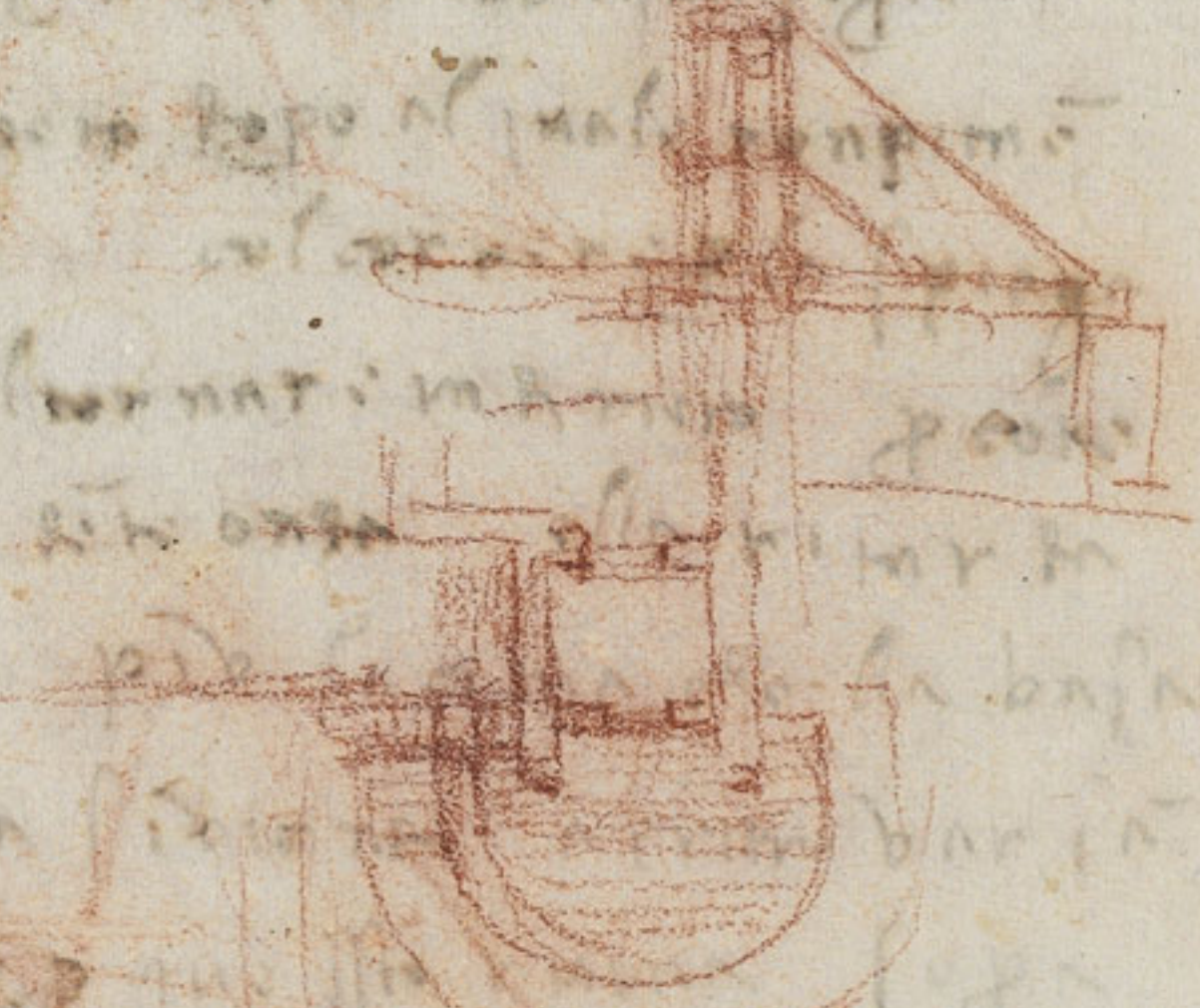



ית' ו'א'A'  
 א'A'  
 א'A'  
 א'A'  
 א'A'  
 א'א'א'א'א'א'א'א'א'א'א'א'א'א'א'א'א'א'א'A'  
 א'א'א'א'א'א'א'א'א'א'A'  
 א'א'א'א'א'א'A'  
 א'א'א'A'  
 א'א'A'  
 א'A'

א'א'א'א'א'א'א'א'א'א'א'א'א'א'א'א'א'א'א'A'  
 א'א'א'א'א'א'א'א'א'A'  
 א'א'א'A'  
 א'A'



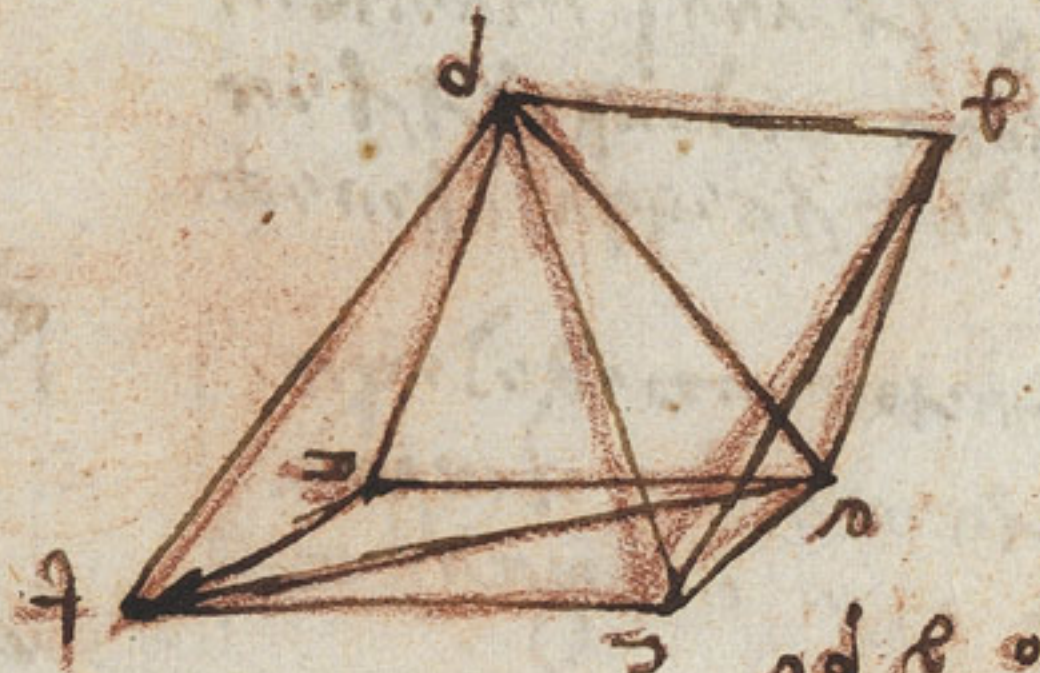
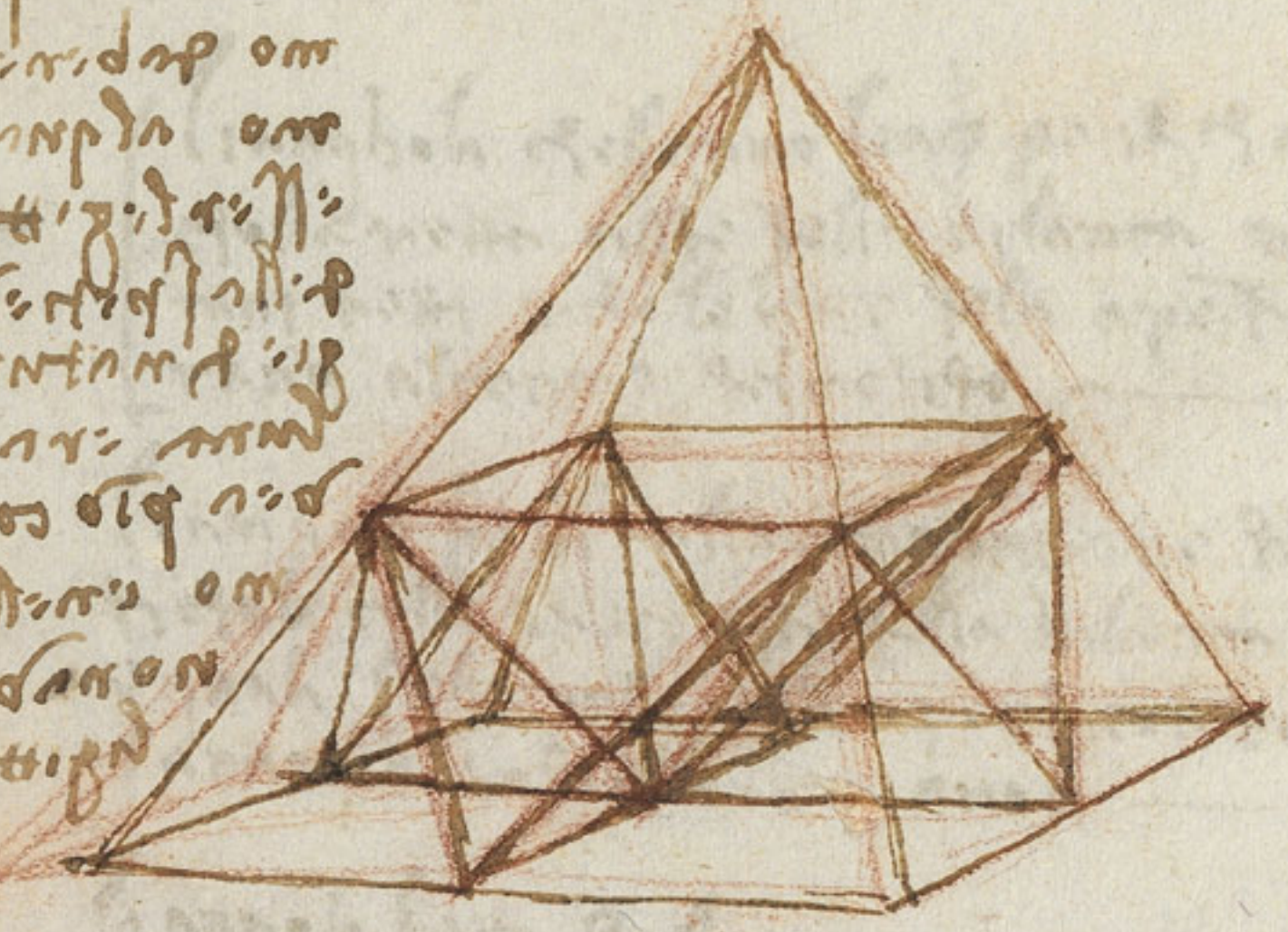
א'א'א'א'א'א'א'א'א'א'A'  
 א'א'א'A'  
 א'A'



א'א'א'א'א'א'א'א'א'א'A'  
 א'א'א'A'  
 א'A'



א'א'א'א'א'א'א'א'א'א'A'  
 א'א'א'A'  
 א'A'



א'א'א'א'א'א'א'A'  
 א'א'א'A'  
 א'A'



א'א'א'א'א'א'א'A'  
 א'א'א'A'  
 א'A'

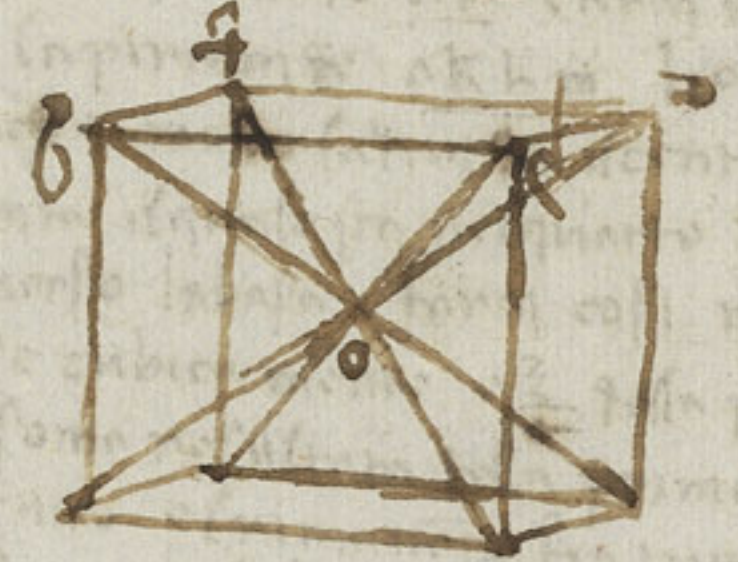
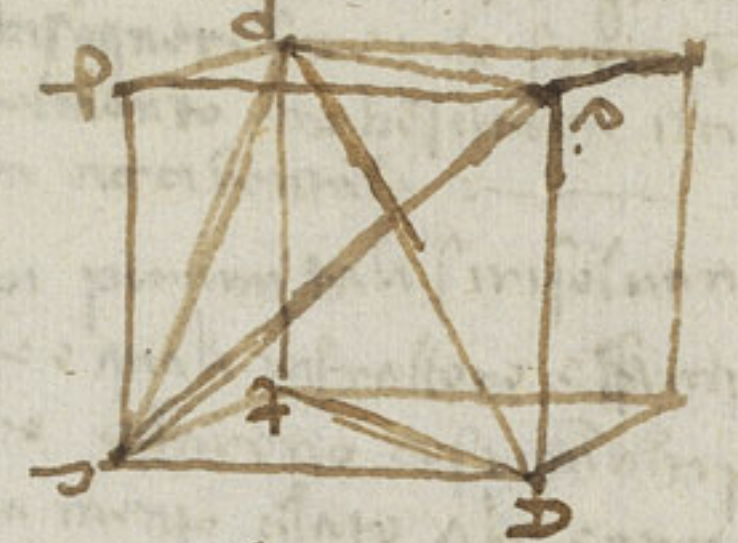






Handwritten text at the top of the page, likely a title or introductory paragraph.

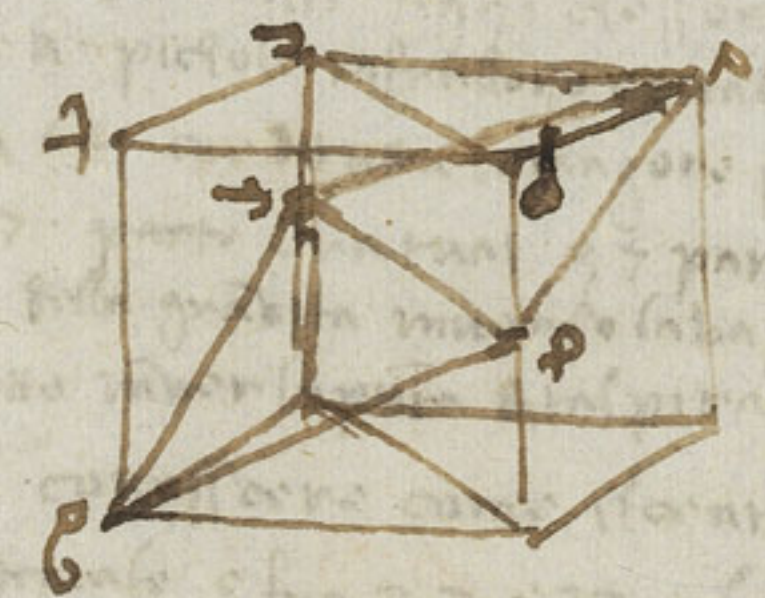
Handwritten text on the left side, adjacent to the first cube diagram.



Handwritten text in a rectangular box on the left side, containing mathematical or geometric notes.

Handwritten text on the left side, below the boxed section.

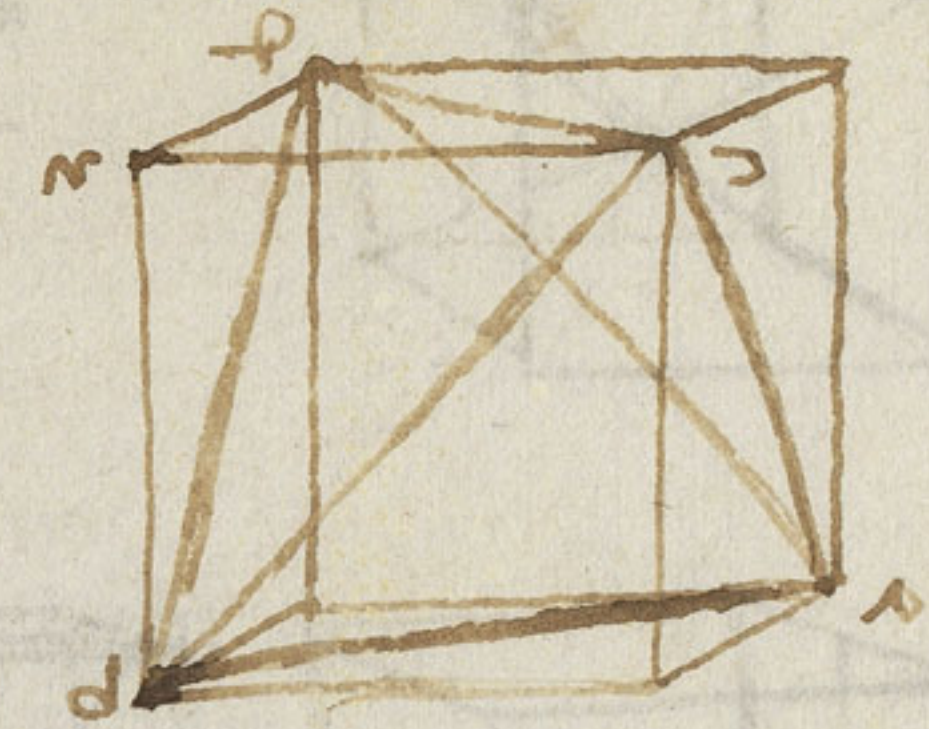
Handwritten text in the center of the page, between the cube diagrams.



Handwritten text below the third cube diagram.

Handwritten text on the left side, at the bottom of the page.

Handwritten text in a rectangular box on the right side, containing mathematical or geometric notes.

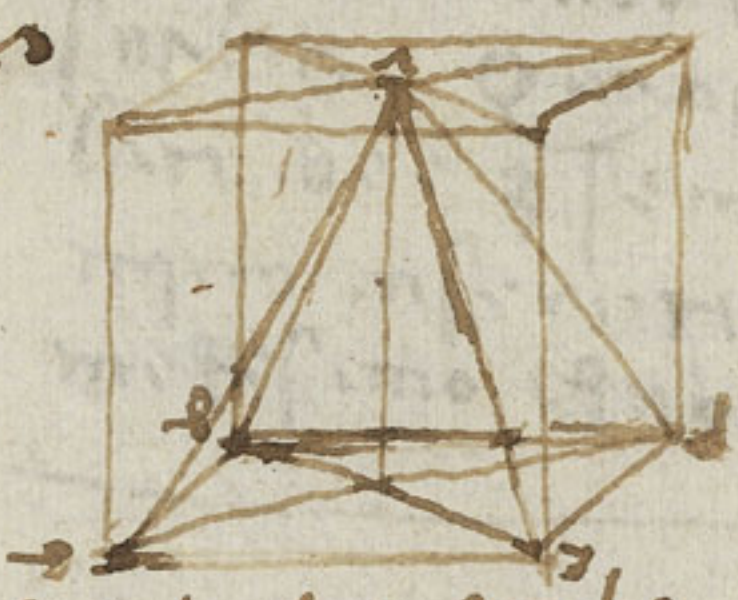
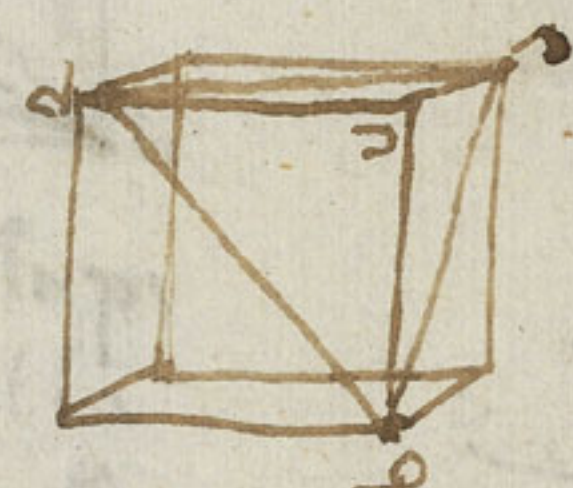
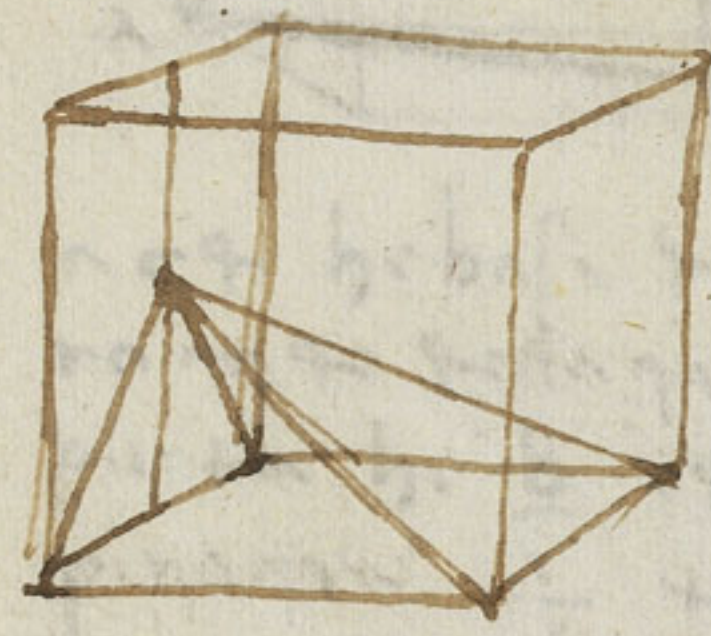
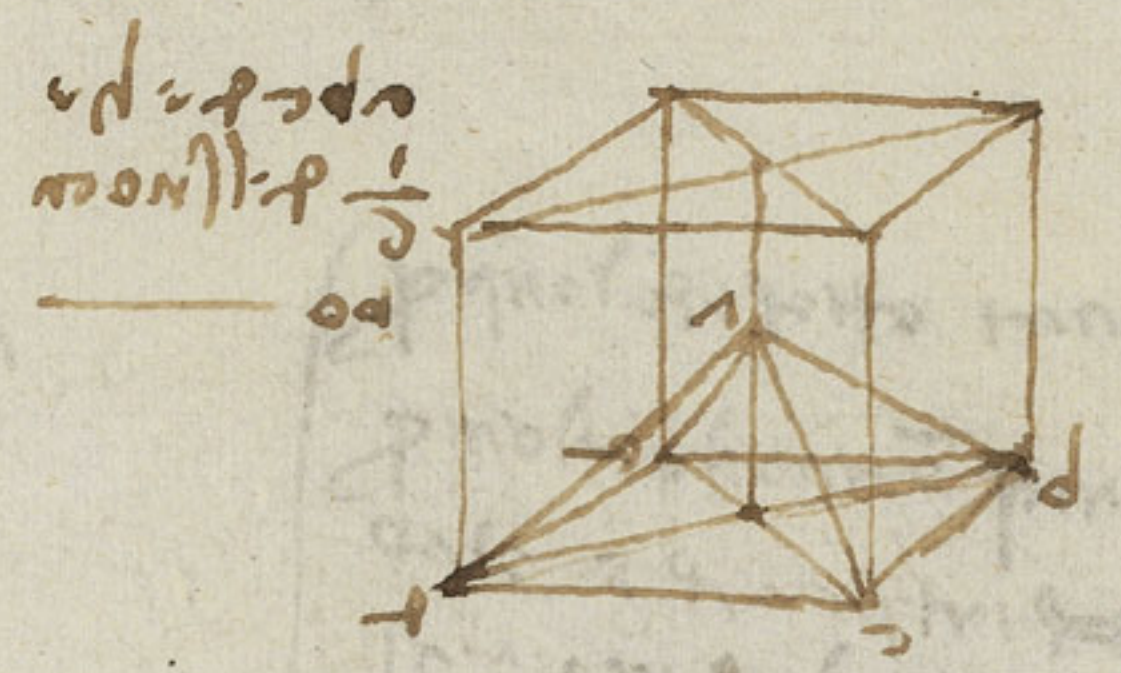
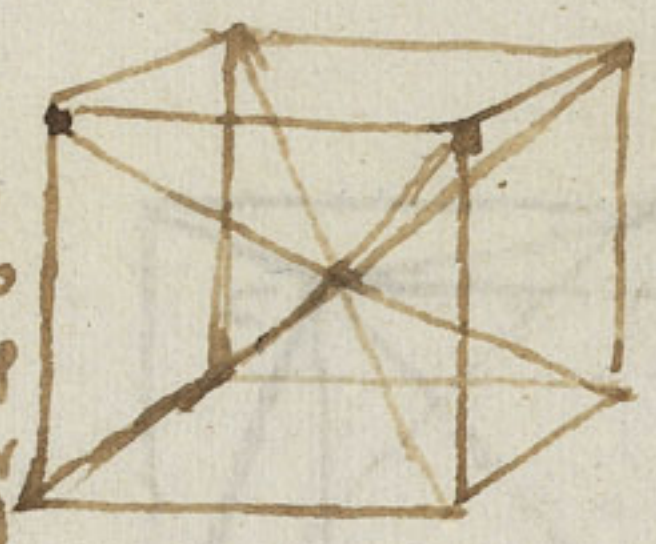


Handwritten text on the right side, below the cube diagram.

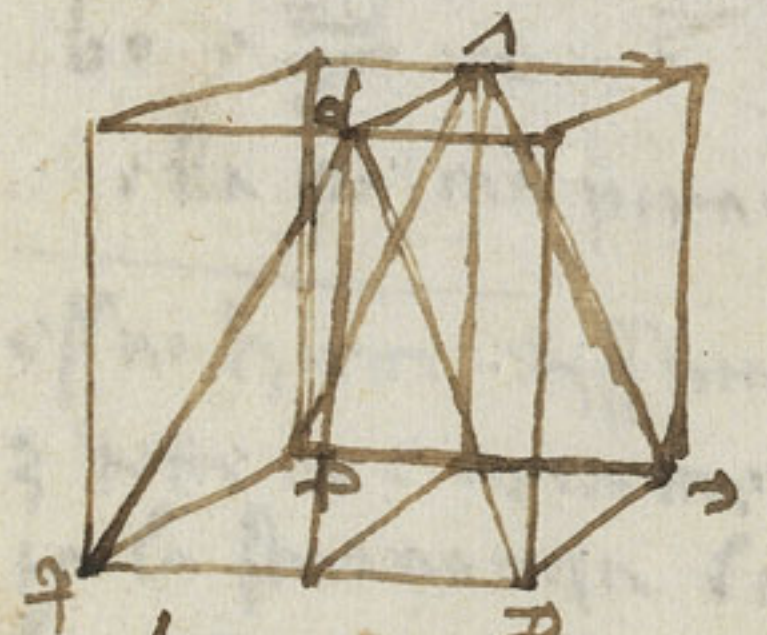
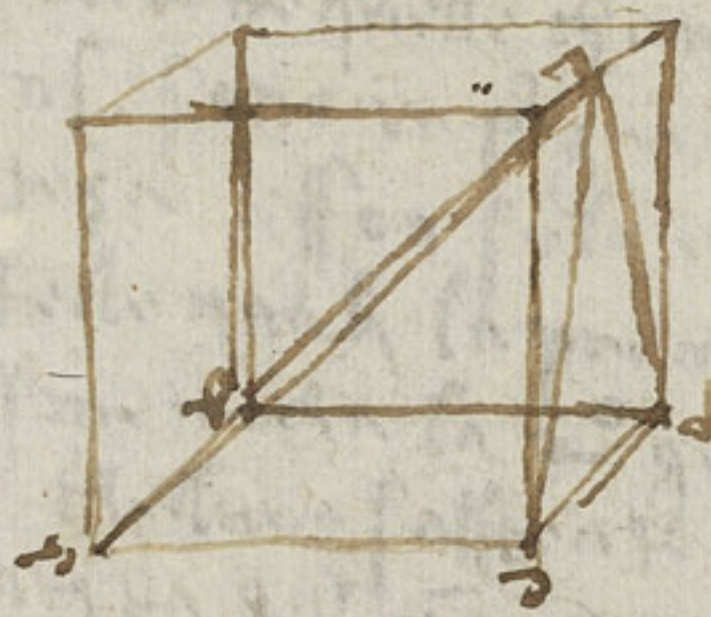
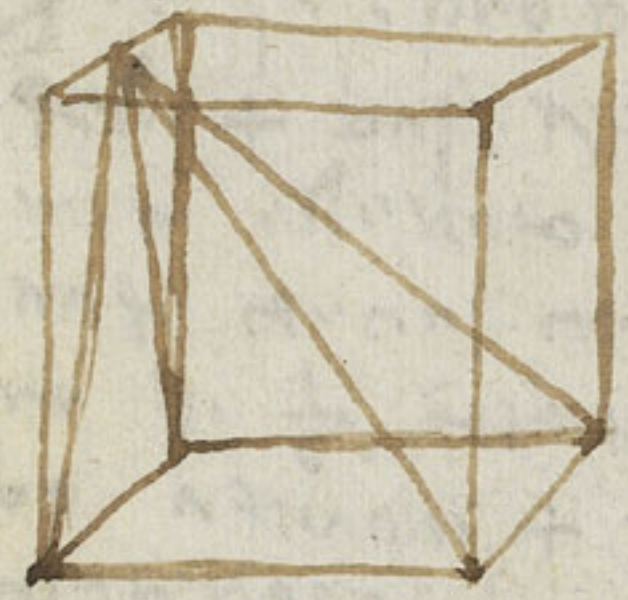
Main body of handwritten text on the right side of the page, containing detailed mathematical or geometric explanations.



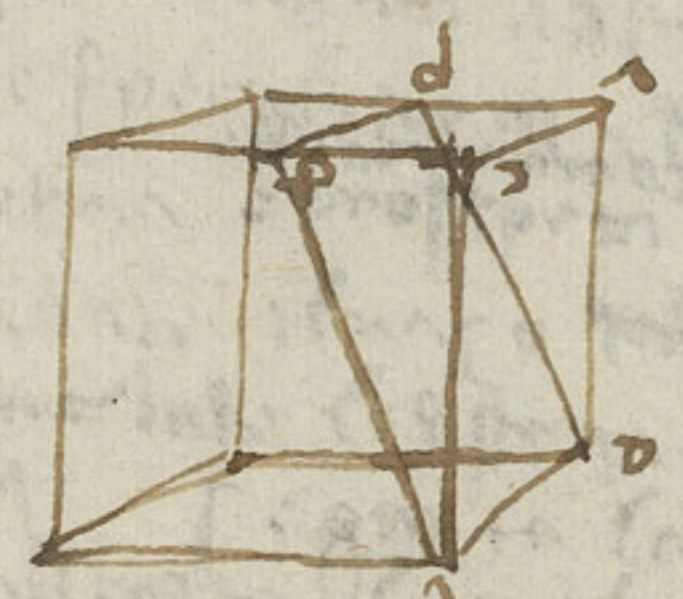
Handwritten text in Hebrew script, likely describing the geometric construction of the cube and its internal structures.



Handwritten text in Hebrew script, possibly providing mathematical relationships or measurements for the diagrams.



Handwritten text in Hebrew script, likely describing the geometric relationships between the cube and the tetrahedron.

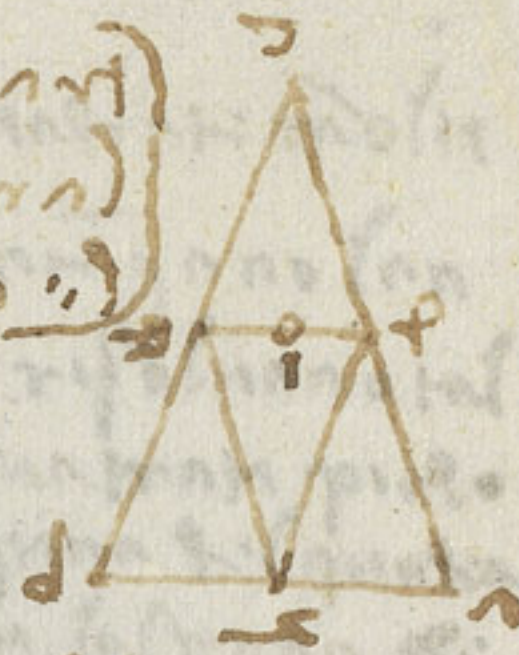


Handwritten text in Hebrew script, possibly a mathematical statement or definition.

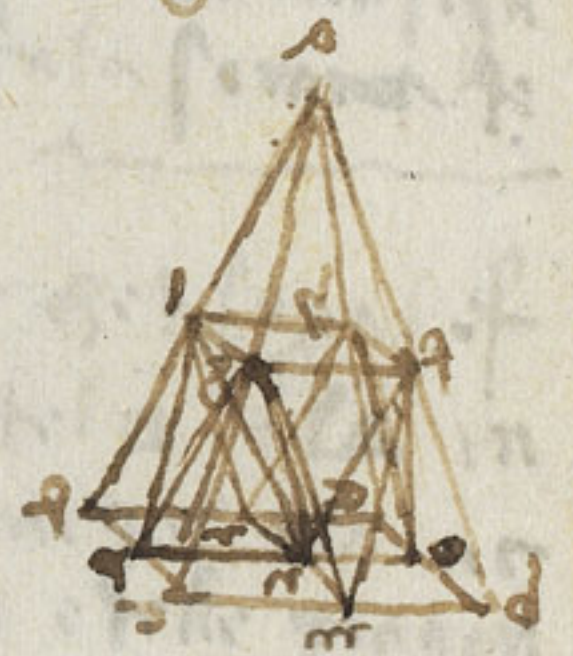


Handwritten text in Hebrew script, likely describing the geometric construction or properties.

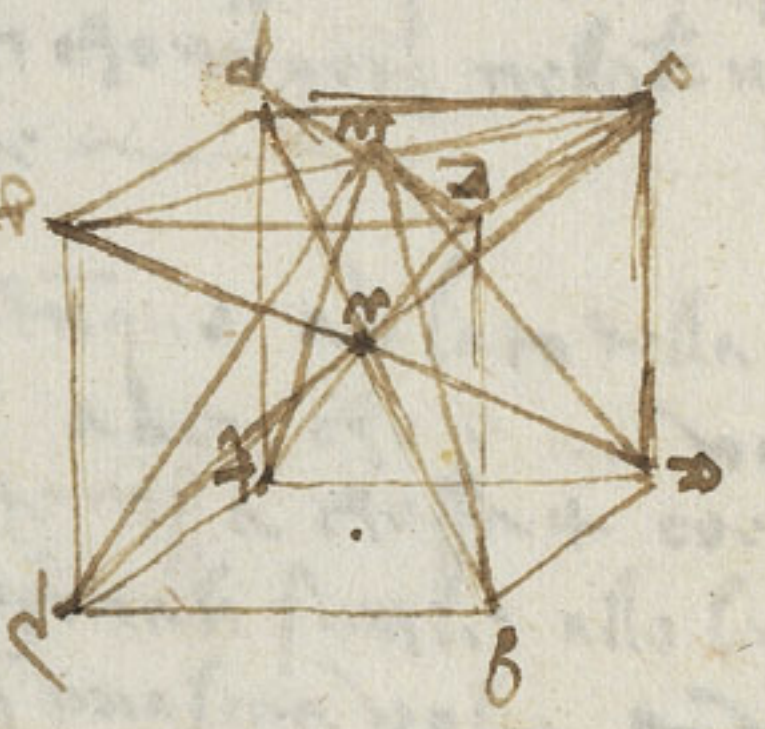
Handwritten text in Hebrew script, likely describing the geometric construction of the tetrahedron and its relationship to the cube.



Handwritten text in Hebrew script, likely describing the geometric construction of the tetrahedron and its relationship to the cube.



Handwritten text in Hebrew script, likely describing the geometric construction of the tetrahedron and its relationship to the cube.













הנהגות ודרכים אשר יצאו מן המלך


אשר יצאו מן המלך ויהיו לנזק ופגועה

לכל העם אשר יבא אל המלך

ויהיו לנזק ופגועה לכל העם

ויהיו לנזק ופגועה לכל העם אשר יבא אל המלך

ויהיו לנזק ופגועה לכל העם אשר יבא אל המלך



ויהיו לנזק ופגועה לכל העם אשר יבא אל המלך

ויהיו לנזק ופגועה לכל העם אשר יבא אל המלך

הנהגות ודרכים אשר יצאו מן המלך

אשר יצאו מן המלך ויהיו לנזק ופגועה

לכל העם אשר יבא אל המלך

ויהיו לנזק ופגועה לכל העם אשר יבא אל המלך

ויהיו לנזק ופגועה לכל העם אשר יבא אל המלך

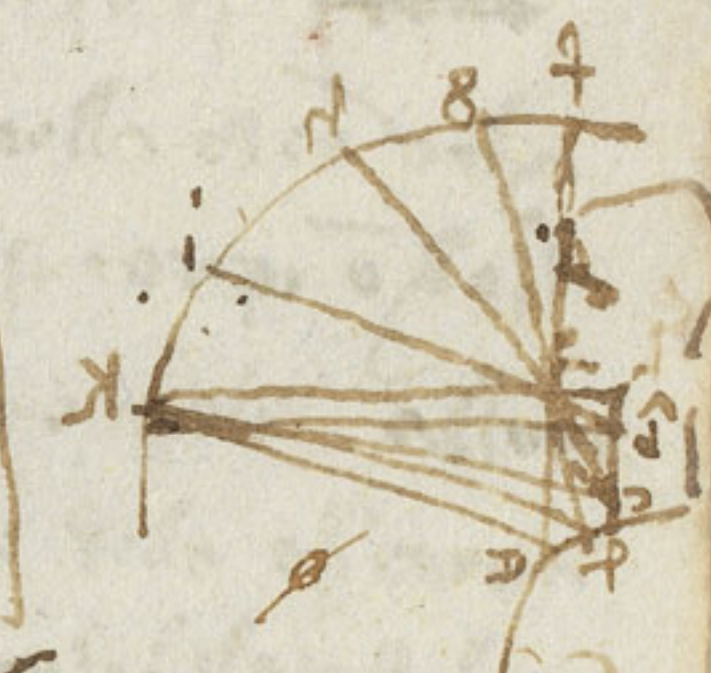
ויהיו לנזק ופגועה לכל העם אשר יבא אל המלך

ויהיו לנזק ופגועה לכל העם אשר יבא אל המלך

ויהיו לנזק ופגועה לכל העם אשר יבא אל המלך

ויהיו לנזק ופגועה לכל העם אשר יבא אל המלך

ויהיו לנזק ופגועה לכל העם אשר יבא אל המלך



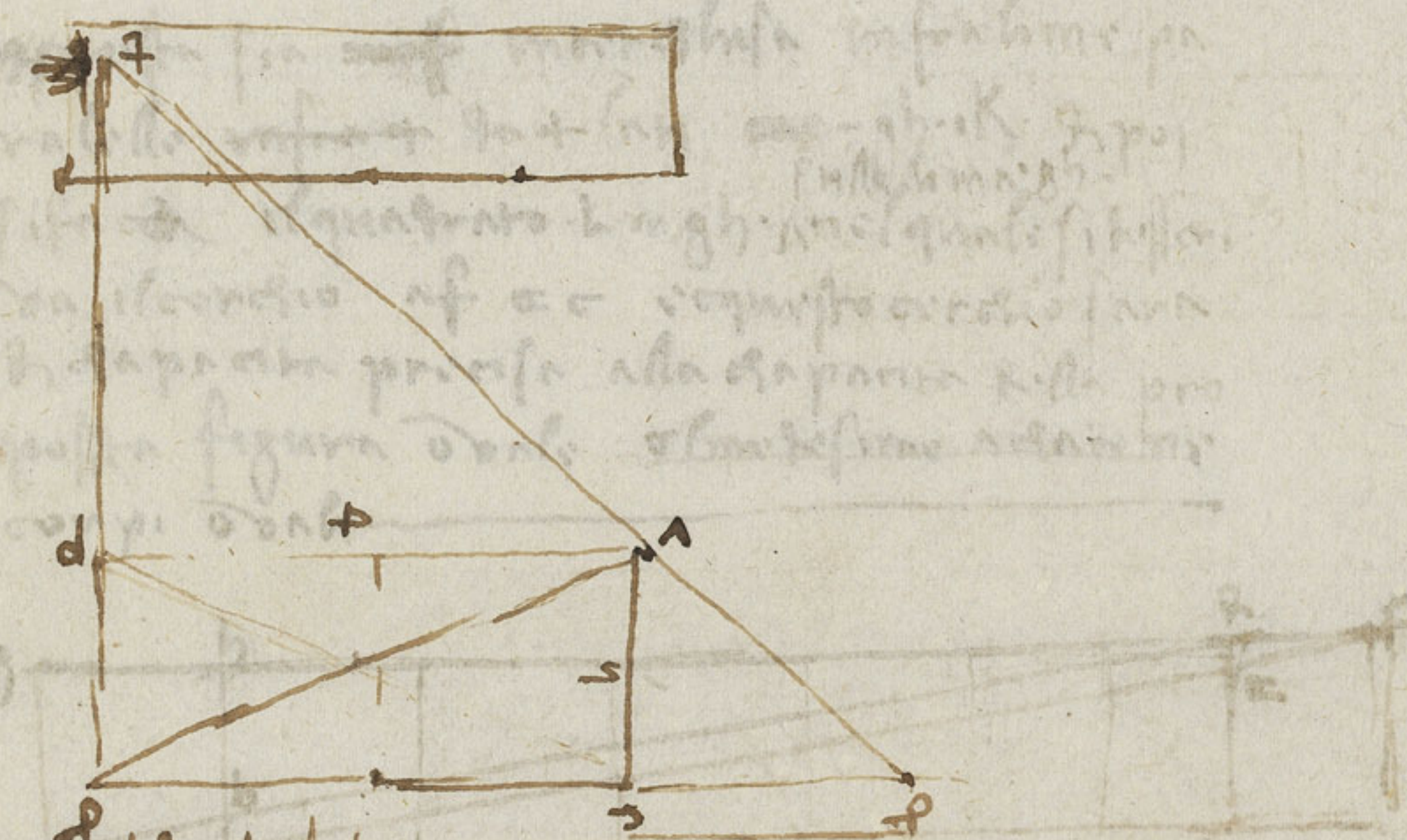
ויהיו לנזק ופגועה לכל העם אשר יבא אל המלך





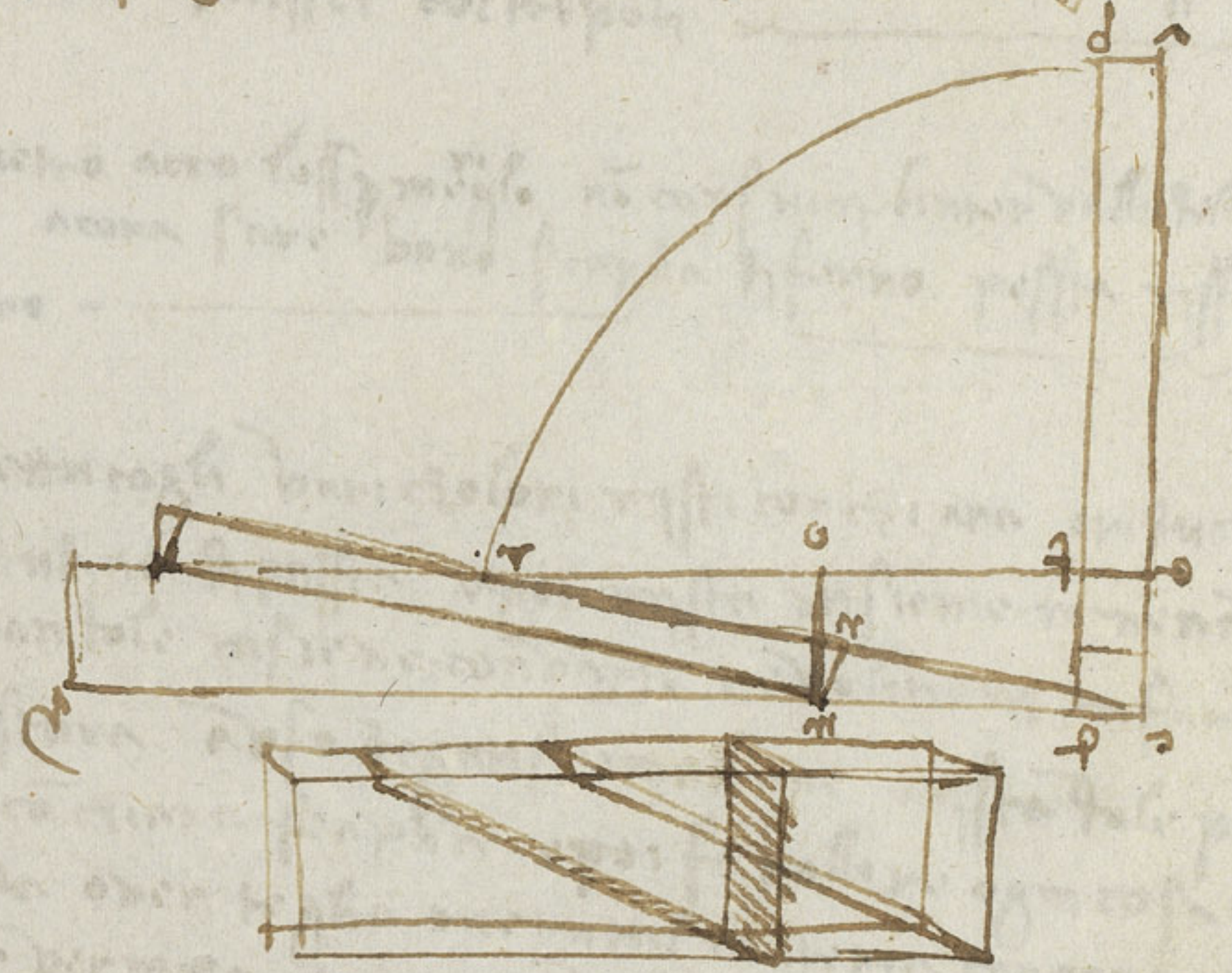


Handwritten text in Hebrew script at the top of the left page, likely a title or introductory text for the diagrams below.



Handwritten text in Hebrew script at the bottom of the left page, possibly a conclusion or further explanation of the diagram.

Handwritten text in Hebrew script at the top of the right page, likely a title or introductory text for the diagrams below.



Handwritten text in Hebrew script at the bottom of the right page, possibly a conclusion or further explanation of the diagram.

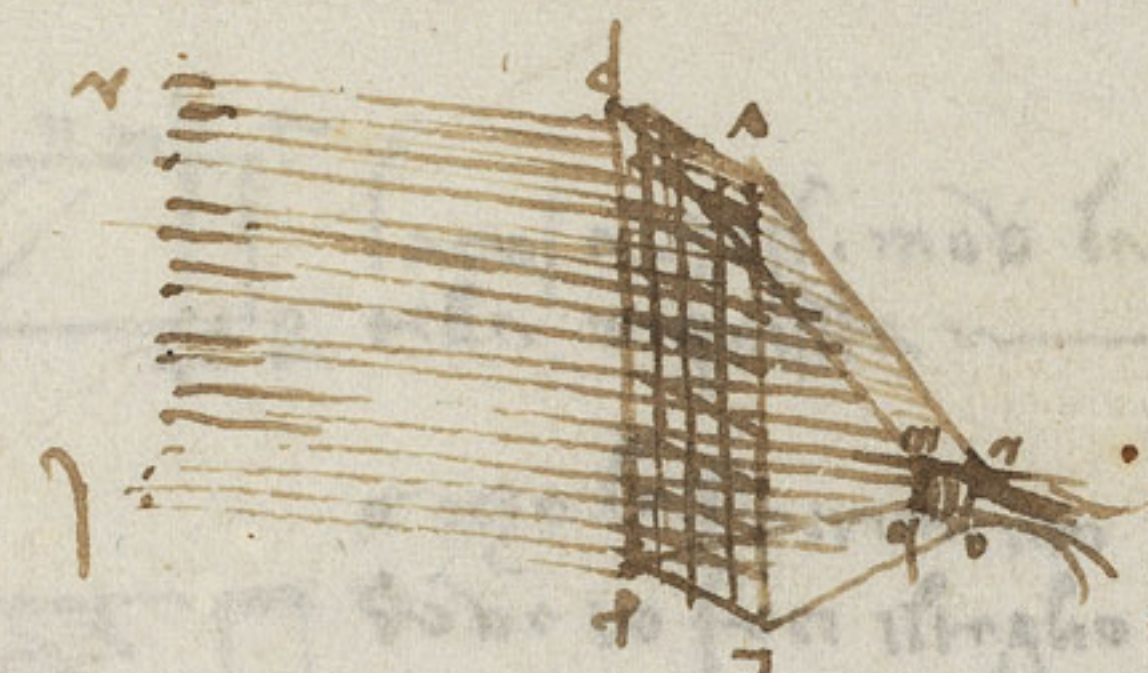


Vertical handwritten text on the far left edge of the page.





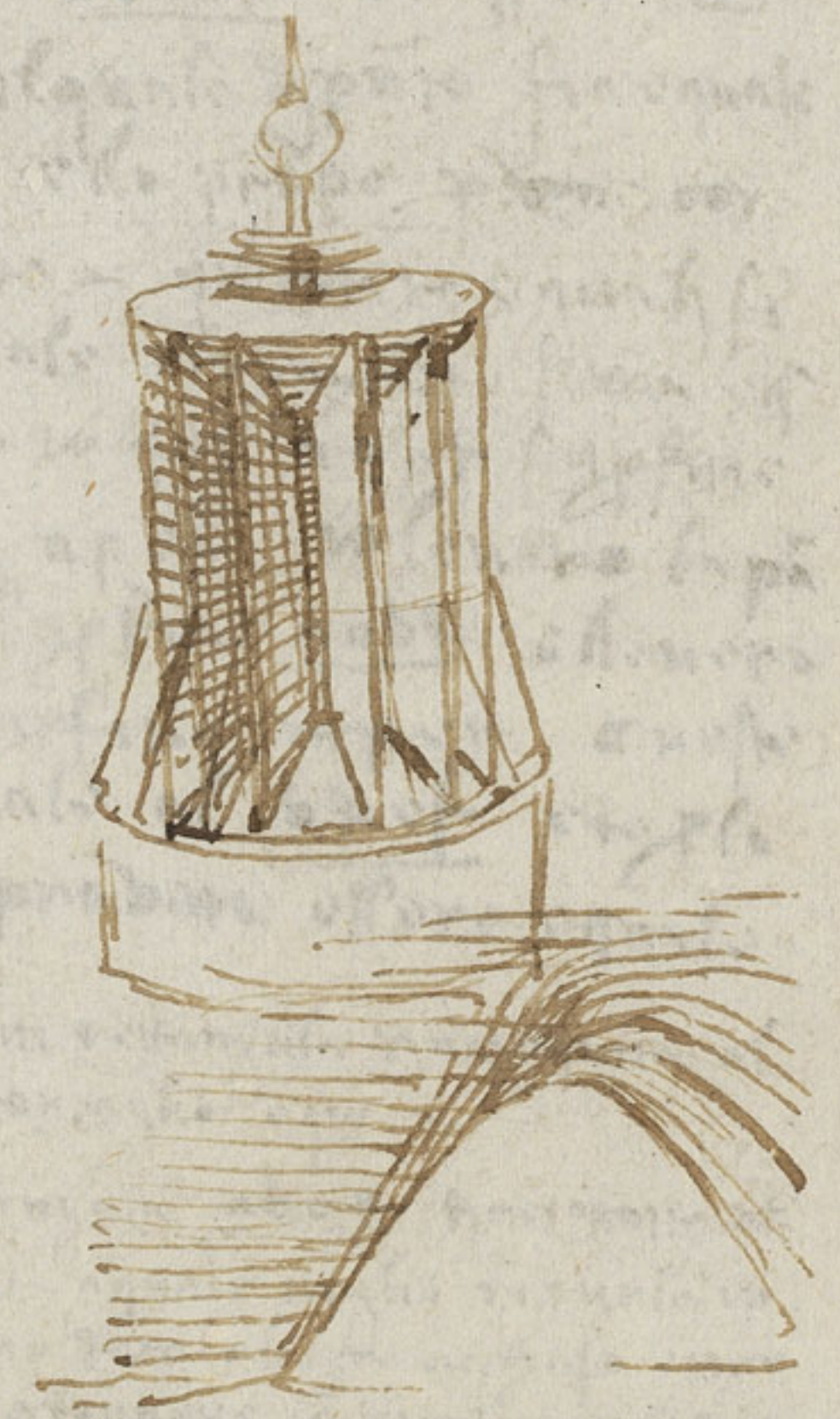




Handwritten text in a cursive script, likely describing the diagram to its left. The text is arranged in several lines, with some words appearing to be 'מחנה' and 'מחנה'.

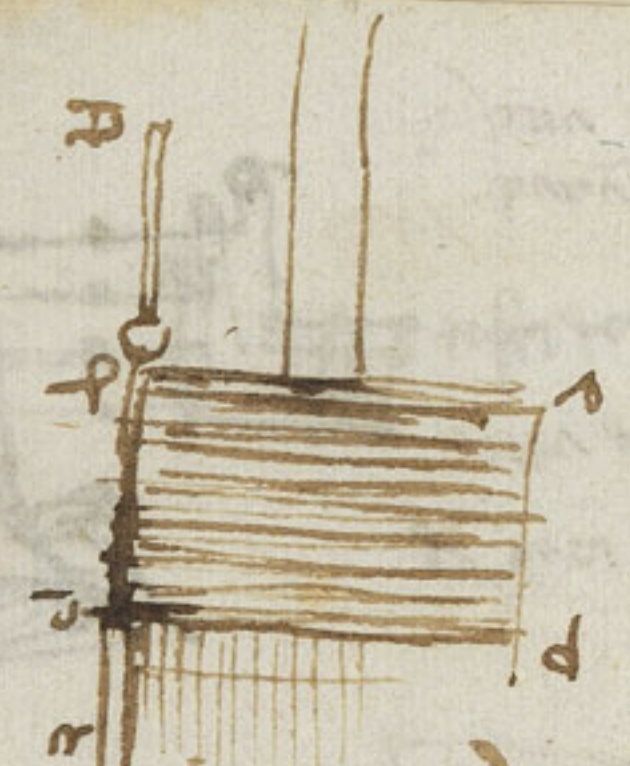
Handwritten text in a cursive script, continuing the description of the diagram. It includes words like 'מחנה' and 'מחנה'.

A large block of handwritten text in a cursive script, occupying the lower-left portion of the page. It contains several paragraphs of text, with some words appearing to be 'מחנה' and 'מחנה'.

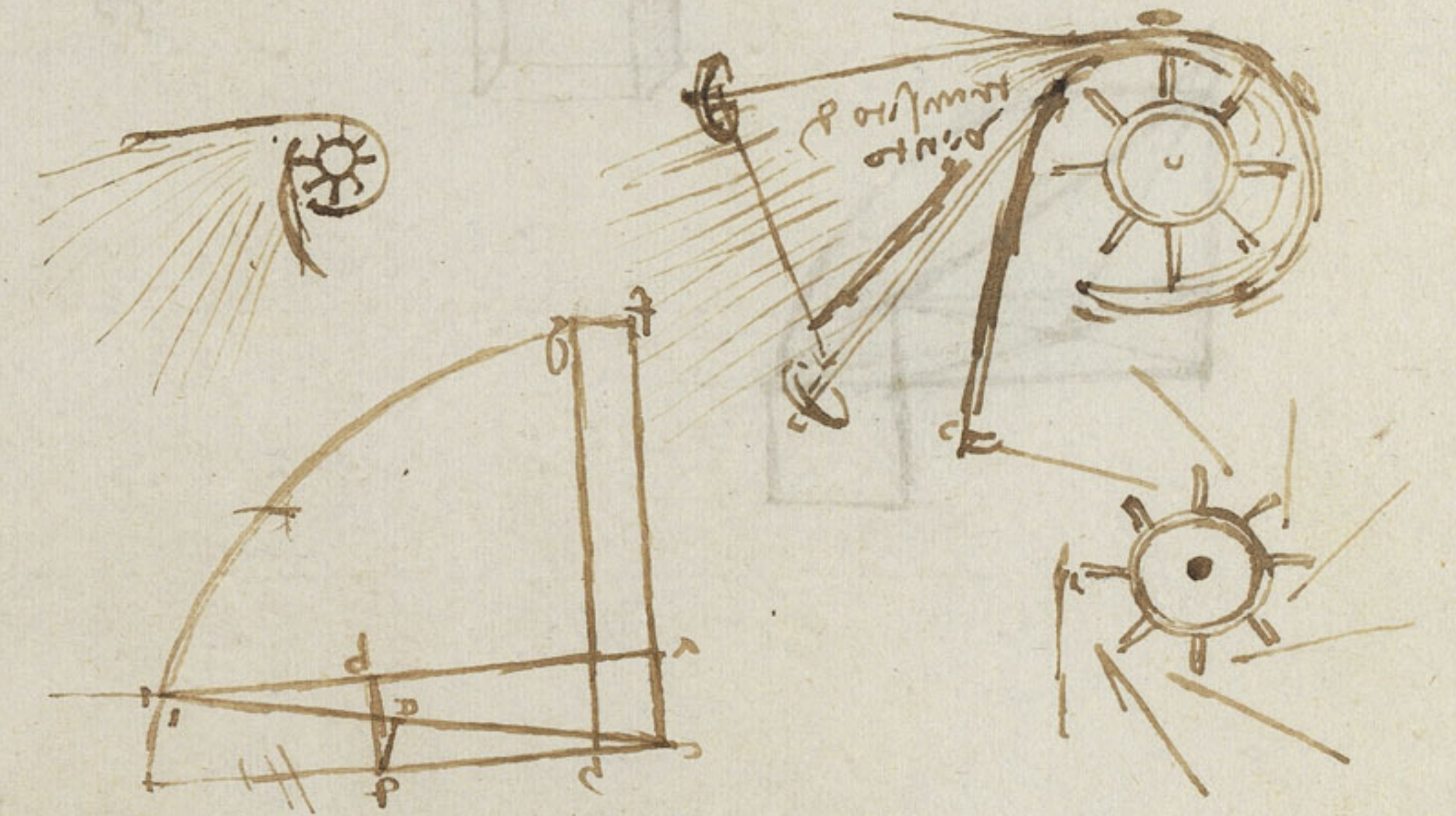




Handwritten text in a cursive script, located at the bottom of the page, possibly describing the diagrams above it.

Handwritten text in a cursive script, located at the top of the page. It includes words like 'מחנה' and 'מחנה'.



Handwritten text in a cursive script, located below the diagram to its left. It includes words like 'מחנה' and 'מחנה'.




A large block of handwritten text in a cursive script, occupying the lower-right portion of the page. It contains several paragraphs of text, with some words appearing to be 'מחנה' and 'מחנה'.





P. 100. 11. 12. 13. 14. 15. 16. 17. 18. 19. 20. 21. 22. 23. 24. 25. 26. 27. 28. 29. 30. 31. 32. 33. 34. 35. 36. 37. 38. 39. 40. 41. 42. 43. 44. 45. 46. 47. 48. 49. 50. 51. 52. 53. 54. 55. 56. 57. 58. 59. 60. 61. 62. 63. 64. 65. 66. 67. 68. 69. 70. 71. 72. 73. 74. 75. 76. 77. 78. 79. 80. 81. 82. 83. 84. 85. 86. 87. 88. 89. 90. 91. 92. 93. 94. 95. 96. 97. 98. 99. 100.



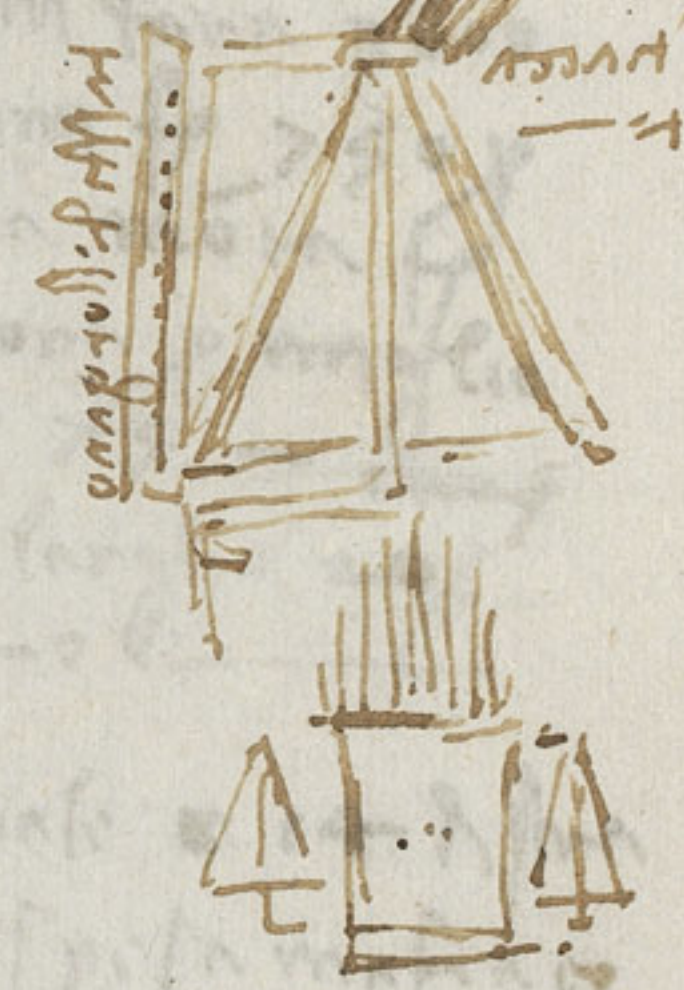
P. 101. 11. 12. 13. 14. 15. 16. 17. 18. 19. 20. 21. 22. 23. 24. 25. 26. 27. 28. 29. 30. 31. 32. 33. 34. 35. 36. 37. 38. 39. 40. 41. 42. 43. 44. 45. 46. 47. 48. 49. 50. 51. 52. 53. 54. 55. 56. 57. 58. 59. 60. 61. 62. 63. 64. 65. 66. 67. 68. 69. 70. 71. 72. 73. 74. 75. 76. 77. 78. 79. 80. 81. 82. 83. 84. 85. 86. 87. 88. 89. 90. 91. 92. 93. 94. 95. 96. 97. 98. 99. 100.

P. 102. 11. 12. 13. 14. 15. 16. 17. 18. 19. 20. 21. 22. 23. 24. 25. 26. 27. 28. 29. 30. 31. 32. 33. 34. 35. 36. 37. 38. 39. 40. 41. 42. 43. 44. 45. 46. 47. 48. 49. 50. 51. 52. 53. 54. 55. 56. 57. 58. 59. 60. 61. 62. 63. 64. 65. 66. 67. 68. 69. 70. 71. 72. 73. 74. 75. 76. 77. 78. 79. 80. 81. 82. 83. 84. 85. 86. 87. 88. 89. 90. 91. 92. 93. 94. 95. 96. 97. 98. 99. 100.

P. 103. 11. 12. 13. 14. 15. 16. 17. 18. 19. 20. 21. 22. 23. 24. 25. 26. 27. 28. 29. 30. 31. 32. 33. 34. 35. 36. 37. 38. 39. 40. 41. 42. 43. 44. 45. 46. 47. 48. 49. 50. 51. 52. 53. 54. 55. 56. 57. 58. 59. 60. 61. 62. 63. 64. 65. 66. 67. 68. 69. 70. 71. 72. 73. 74. 75. 76. 77. 78. 79. 80. 81. 82. 83. 84. 85. 86. 87. 88. 89. 90. 91. 92. 93. 94. 95. 96. 97. 98. 99. 100.



P. 104. 11. 12. 13. 14. 15. 16. 17. 18. 19. 20. 21. 22. 23. 24. 25. 26. 27. 28. 29. 30. 31. 32. 33. 34. 35. 36. 37. 38. 39. 40. 41. 42. 43. 44. 45. 46. 47. 48. 49. 50. 51. 52. 53. 54. 55. 56. 57. 58. 59. 60. 61. 62. 63. 64. 65. 66. 67. 68. 69. 70. 71. 72. 73. 74. 75. 76. 77. 78. 79. 80. 81. 82. 83. 84. 85. 86. 87. 88. 89. 90. 91. 92. 93. 94. 95. 96. 97. 98. 99. 100.



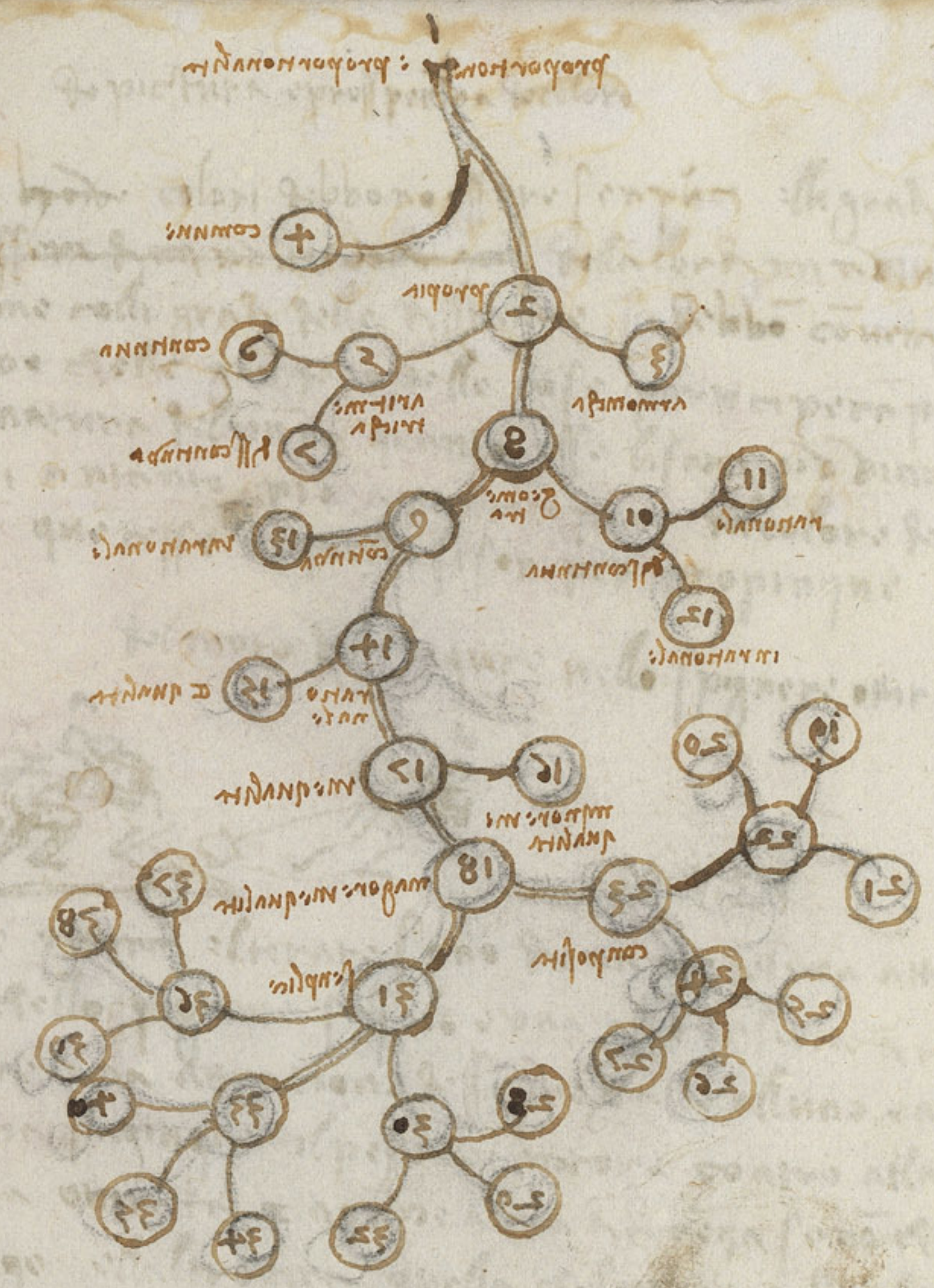
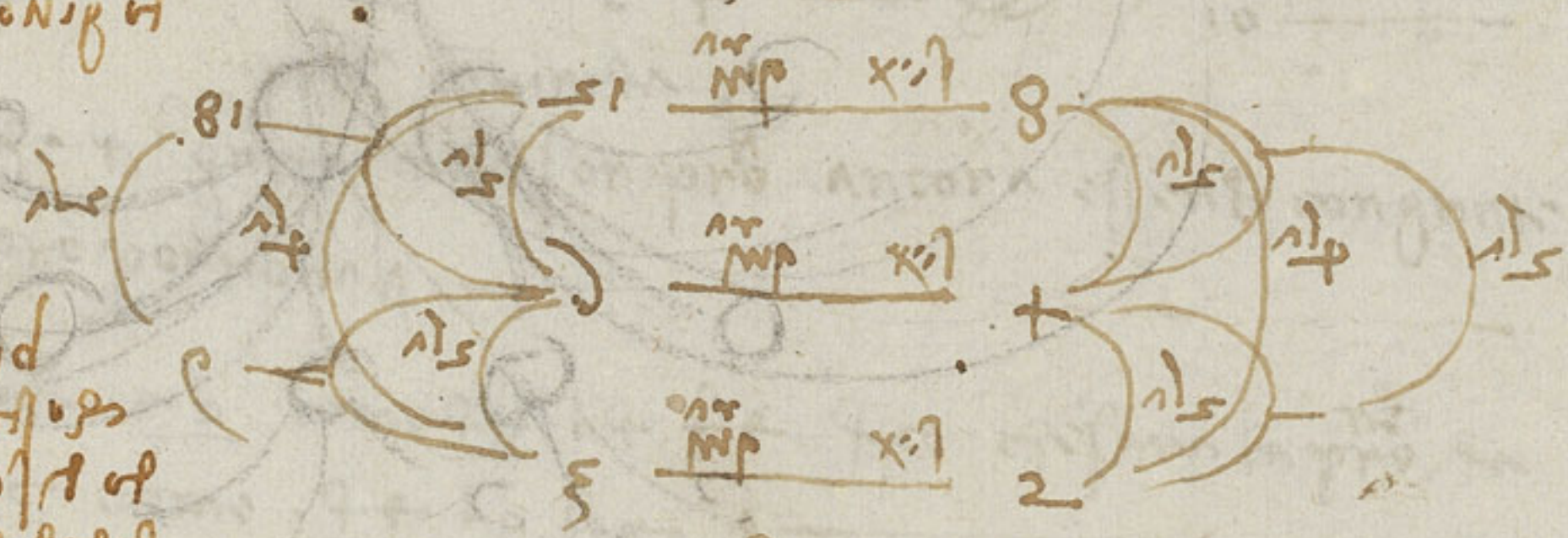

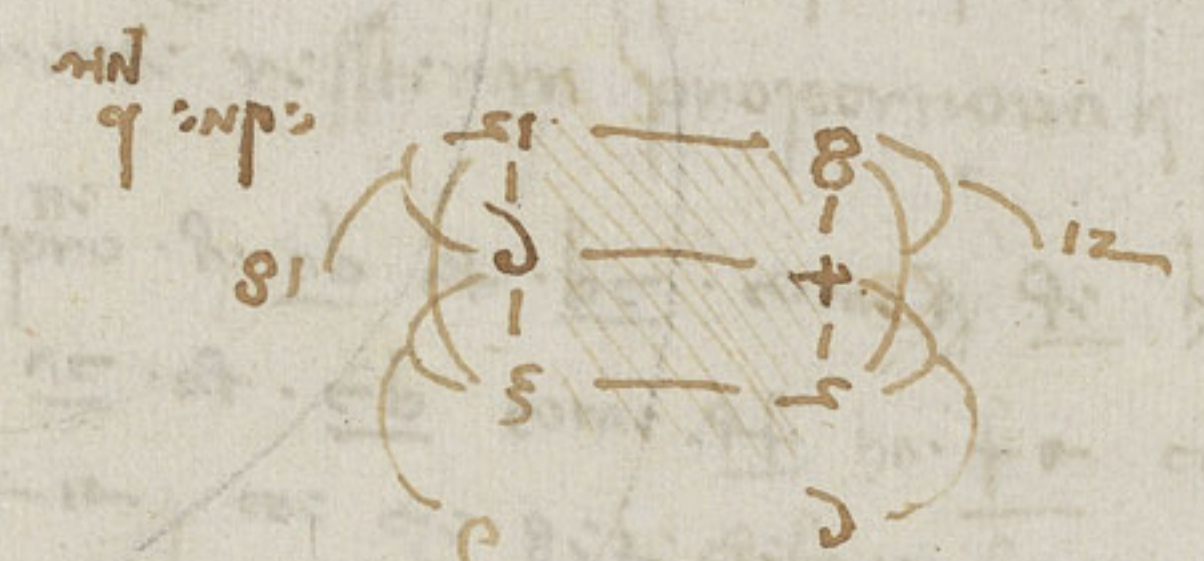







למטה

Handwritten text in Hebrew script, likely a commentary or explanation of the diagrams. The text is dense and covers most of the left page.





Handwritten text at the top of the left page, likely a title or header.

Main body of handwritten text on the left page, written in a cursive script.

Handwritten text below the main body, possibly a sub-section or note.


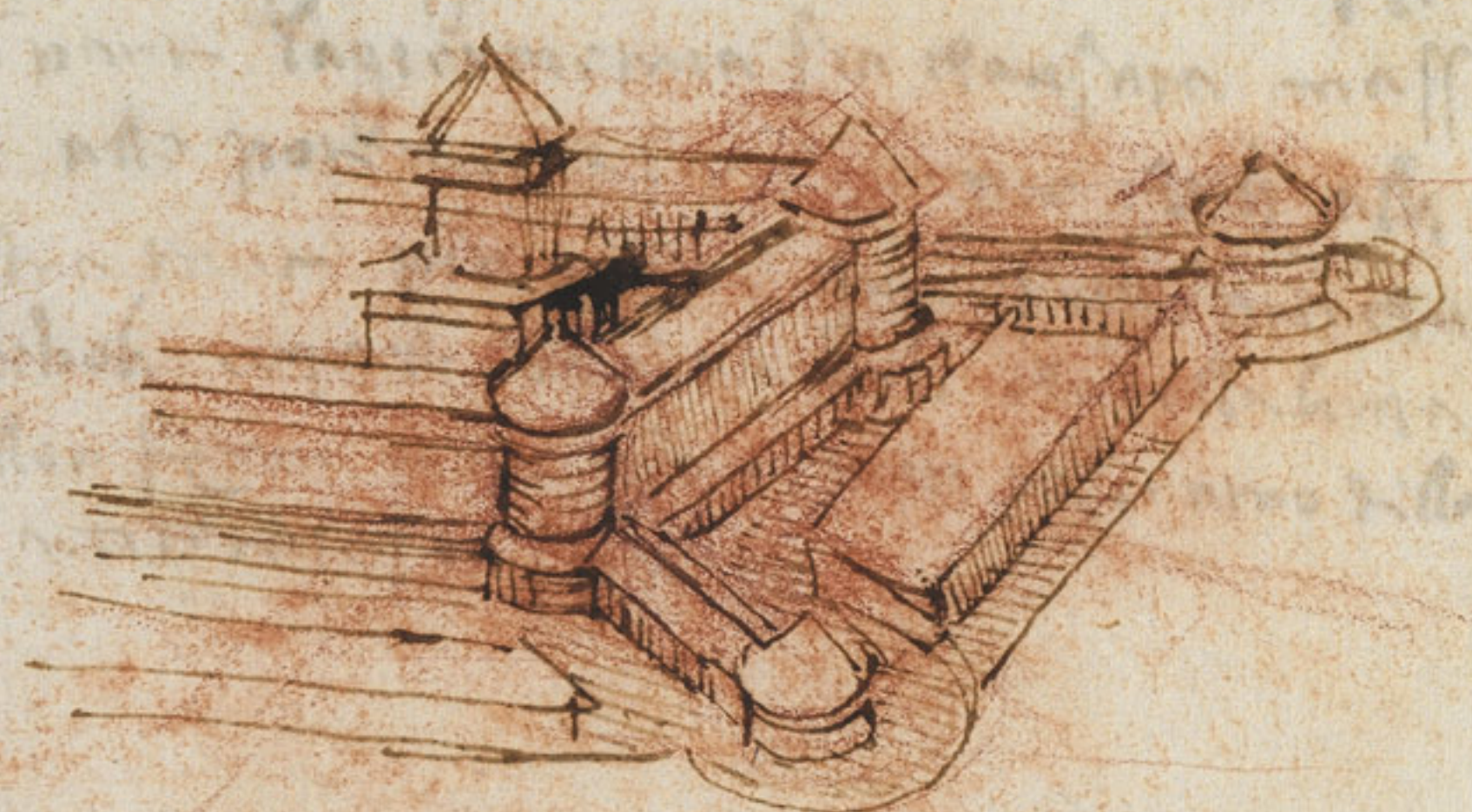


Large block of handwritten text at the bottom of the left page, continuing the script.

Small handwritten notes or signatures at the bottom right of the left page.

Handwritten text at the top of the right page.

Faded handwritten text at the top of the right page, partially obscured by the drawing below.





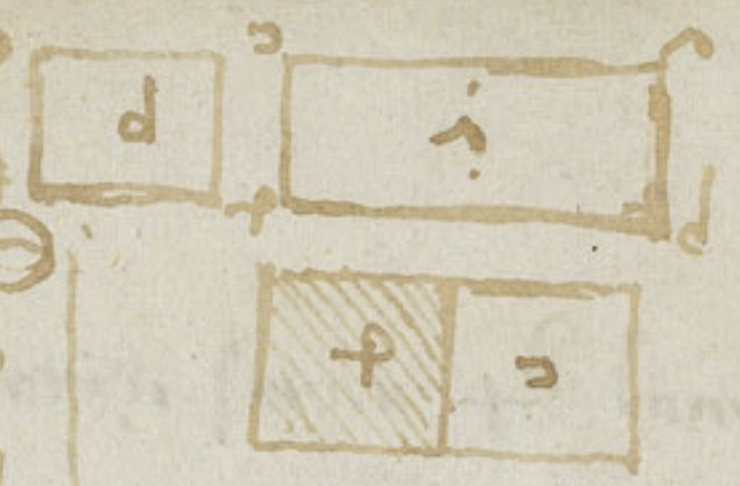








Handwritten text in Hebrew script, likely a preface or introduction to the mathematical content.



Handwritten text in Hebrew script, continuing the mathematical discourse.



Handwritten text in Hebrew script, detailing geometric principles or proofs.

Handwritten text in Hebrew script, possibly a lemma or a specific theorem.

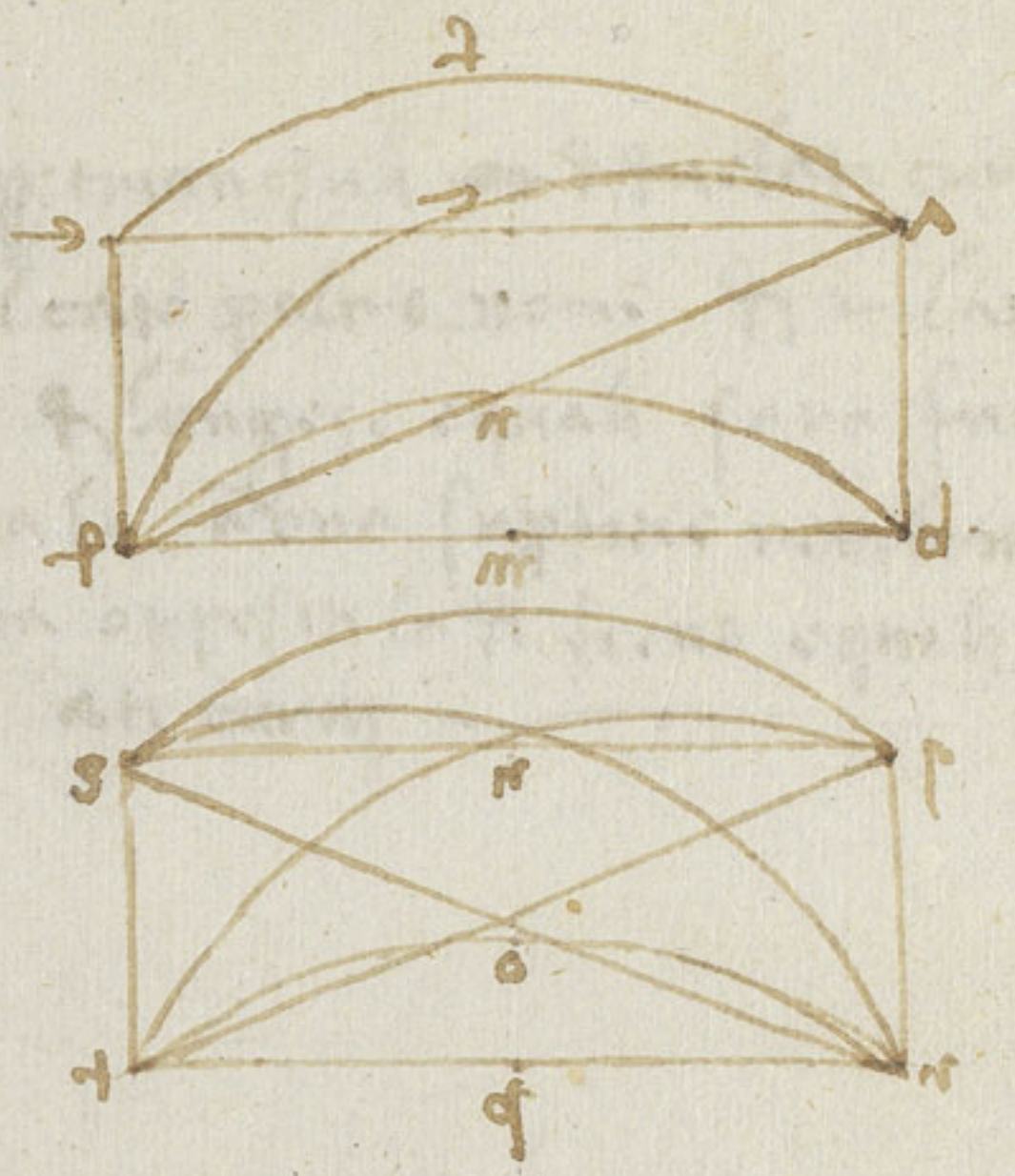


Handwritten text in Hebrew script, continuing the explanation of the diagram.

Handwritten text in Hebrew script, concluding the section or page.



Handwritten text in Hebrew script, likely a continuation of the mathematical text from the previous page.




Handwritten text in Hebrew script, possibly a definition or a specific theorem.

Handwritten text in Hebrew script, likely a preface or introduction to the next section.



Handwritten text in Hebrew script, providing a detailed explanation of the diagram.



Handwritten text in Hebrew script, continuing the mathematical discourse.



Handwritten text in a cursive script, likely a medieval or early modern language, located at the top left of the page.



Faint handwritten text located below the first diagram, possibly serving as a caption or a brief explanation.



A large block of faint handwritten text located below the second diagram, likely providing a detailed proof or explanation for the geometric construction.

Handwritten title or section header at the top of the right page.

Main body of handwritten text on the right page, continuing the discussion or providing further details related to the geometric diagrams on the left.








Handwritten text at the top left of the page.

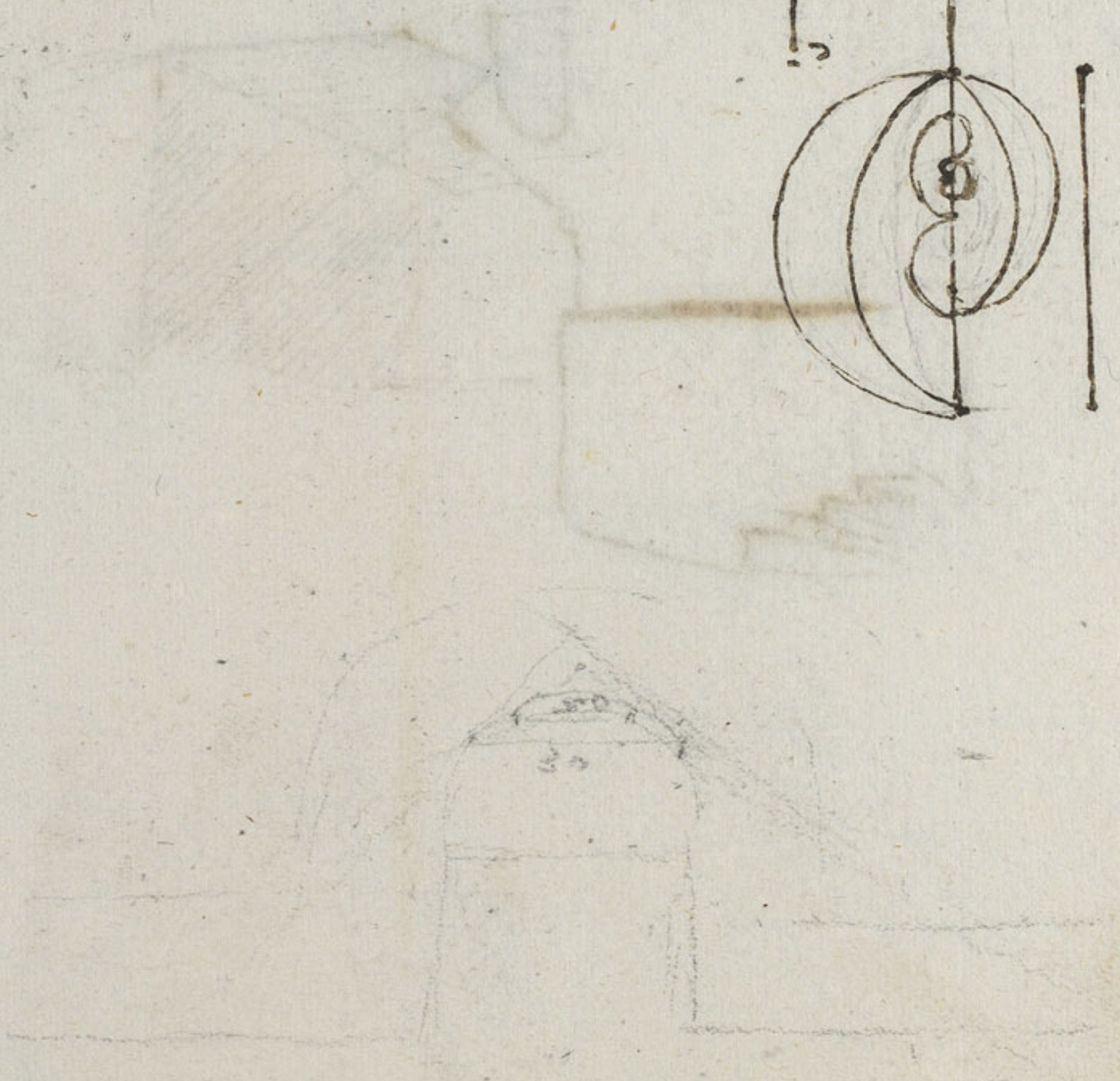
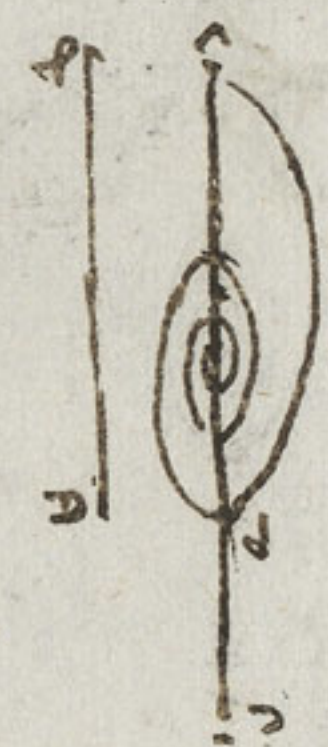
Main block of handwritten text in the upper left quadrant, including a circled section.




Handwritten text at the top right of the page.

Vertical handwritten text on the right side of the page.

Block of handwritten text in the middle right section, positioned to the left of the diagrams.







Handwritten text at the bottom left of the page, likely a title or description of the drawings.

First paragraph of handwritten text in a cursive script, located in the upper right section of the page.

Second paragraph of handwritten text, continuing the notes or descriptions.

Third paragraph of handwritten text, providing further details or instructions.

Fourth paragraph of handwritten text, located in the lower right section of the page.





















Handwritten text in a cursive script, likely a list or inventory of items, possibly related to a building or workshop.

Handwritten text in a cursive script, continuing the list or inventory, with some lines appearing to be descriptions of materials or tools.

Handwritten text in a cursive script, concluding the list or inventory, with some lines appearing to be final remarks or a signature.

Small handwritten label above the first drawing, possibly identifying the object as a house or a specific type of structure.




Handwritten text in a cursive script, likely a list or inventory of items, possibly related to a building or workshop.

Small handwritten label above the second drawing, possibly identifying the object as a specific architectural element.



Handwritten text in a cursive script, continuing the list or inventory, with some lines appearing to be descriptions of materials or tools.

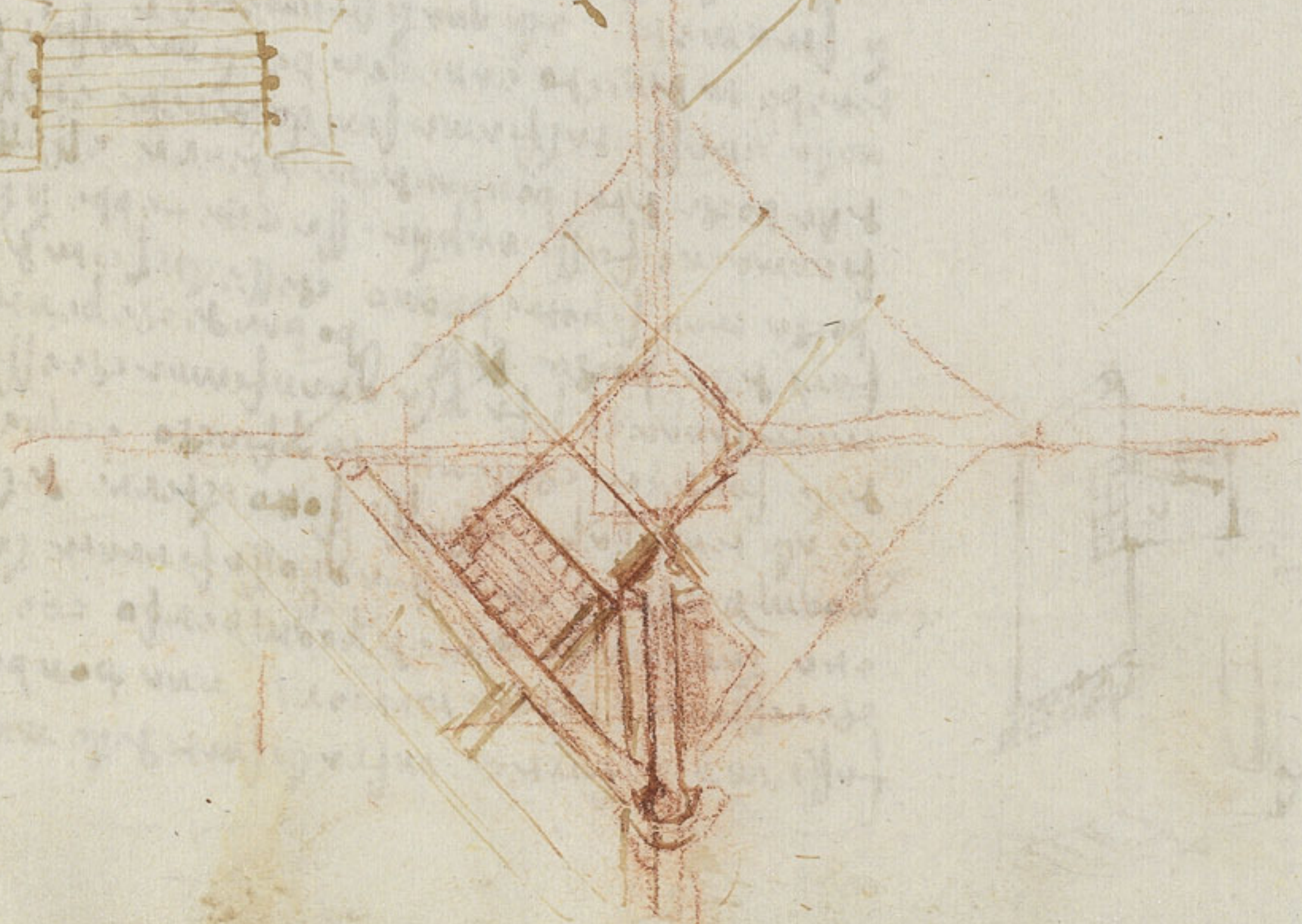
Handwritten text in a cursive script, concluding the list or inventory, with some lines appearing to be final remarks or a signature.





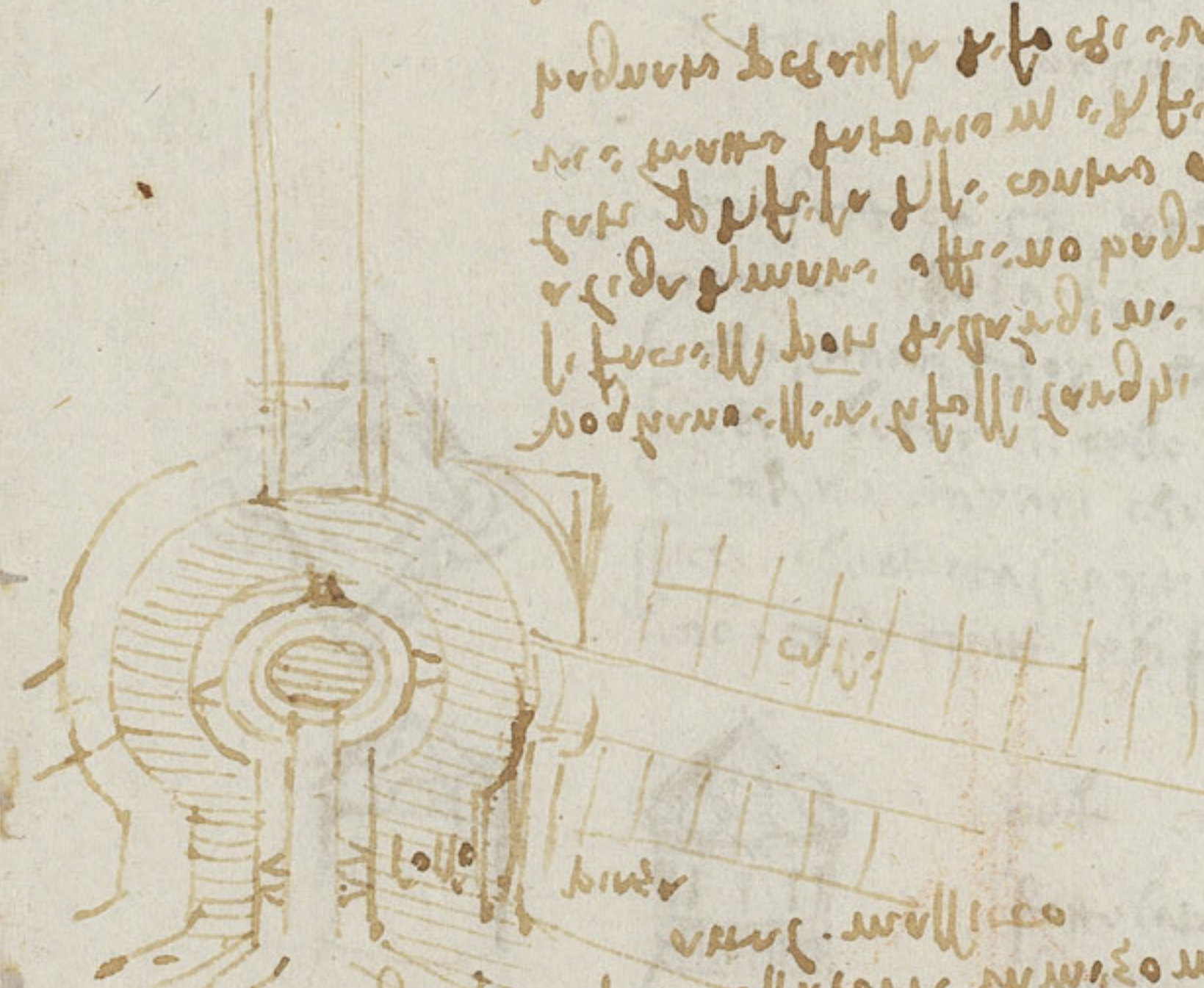
Handwritten text in a cursive script, likely a technical or scientific treatise. The text is dense and covers the upper half of the page.

Handwritten text in a cursive script, located on the left side of the page, possibly a list or a specific section of the treatise.



Handwritten text in a cursive script, located on the left side of the right page, possibly a list or a specific section of the treatise.

Handwritten text in a cursive script, covering the upper half of the right page, likely a technical or scientific treatise.



Handwritten text in a cursive script, covering the lower half of the right page, likely a technical or scientific treatise.



Vertical marginal text on the left side of the page, likely a commentary or index.

Handwritten text in the upper left section of the page.



Handwritten text in the middle left section of the page.




Handwritten text in the lower left section of the page.



Handwritten text at the top of the right page.



Handwritten text in the upper middle section of the right page.



Handwritten text in the middle section of the right page.





Handwritten text in a cursive script, likely a historical or technical document. The text is dense and covers the upper portion of the page.

Handwritten text in a cursive script, continuing the document's content. It appears to be a separate section or a continuation of the previous text.

Handwritten text in a cursive script, located below the first two paragraphs. It contains further details or instructions related to the document's subject.



Extensive handwritten text in a cursive script, filling the right page. The text is dense and appears to be a detailed account or a set of instructions. It covers most of the page, with some margins left open.









Handwritten text in a cursive script, likely a historical document or manuscript, written in brown ink. The text is arranged in several paragraphs, with some lines starting with large initials or decorative elements.



Additional handwritten text at the bottom of the page, continuing the narrative or providing further details. It includes some lines that appear to be a list or a set of instructions.

Handwritten text at the top of the right page, including a date or reference number in the upper right corner.



Handwritten text in the middle section of the right page, continuing the main body of the document.

Handwritten text in the lower middle section of the right page, possibly a separate entry or a specific note.



Handwritten text at the bottom of the right page, concluding the document or providing a final note.





Handwritten text in a cursive script, likely a list or inventory of items, possibly related to the library's collection.

Handwritten text, possibly a title or a specific entry, starting with 'L. 10. 11. 12.'.

Handwritten text, continuing the list or inventory, mentioning various items and their descriptions.

Handwritten text, possibly a concluding section or a specific entry, mentioning 'L. 10. 11. 12.' and other details.



Handwritten text in a cursive script, likely a list or inventory of items, possibly related to the library's collection.

Handwritten text, possibly a title or a specific entry, starting with 'L. 10. 11. 12.'.

Handwritten text, possibly a concluding section or a specific entry, mentioning 'L. 10. 11. 12.' and other details.







Handwritten text in a cursive script, likely a list or inventory.



Handwritten text in a cursive script, continuing the list or inventory.

Handwritten text in a cursive script, continuing the list or inventory.

Handwritten text in a cursive script, continuing the list or inventory.

Handwritten text in a cursive script, continuing the list or inventory.

Handwritten text in a cursive script, likely a list or inventory.

Handwritten text in a cursive script, likely a list or inventory.



Handwritten text in a cursive script, likely a list or inventory.

Handwritten text in a cursive script, likely a list or inventory.

Handwritten text in a cursive script, likely a list or inventory.

Handwritten text in a cursive script, likely a list or inventory.

Handwritten text in a cursive script, likely a list or inventory.

Handwritten text in a cursive script, likely a list or inventory.











Handwritten text in Hebrew script, likely a preface or introductory section, located in the upper left quadrant of the page.



Handwritten text in Hebrew script, continuing the main body of the manuscript, located in the middle left section.



Handwritten text in Hebrew script, located in the lower left section of the page.



Handwritten text in Hebrew script, located in the upper right quadrant of the page.



Handwritten text in Hebrew script, located in the middle right section of the page.



Handwritten text in Hebrew script, located in the lower right section of the page.



Handwritten text in Hebrew script, located at the bottom right corner of the page.











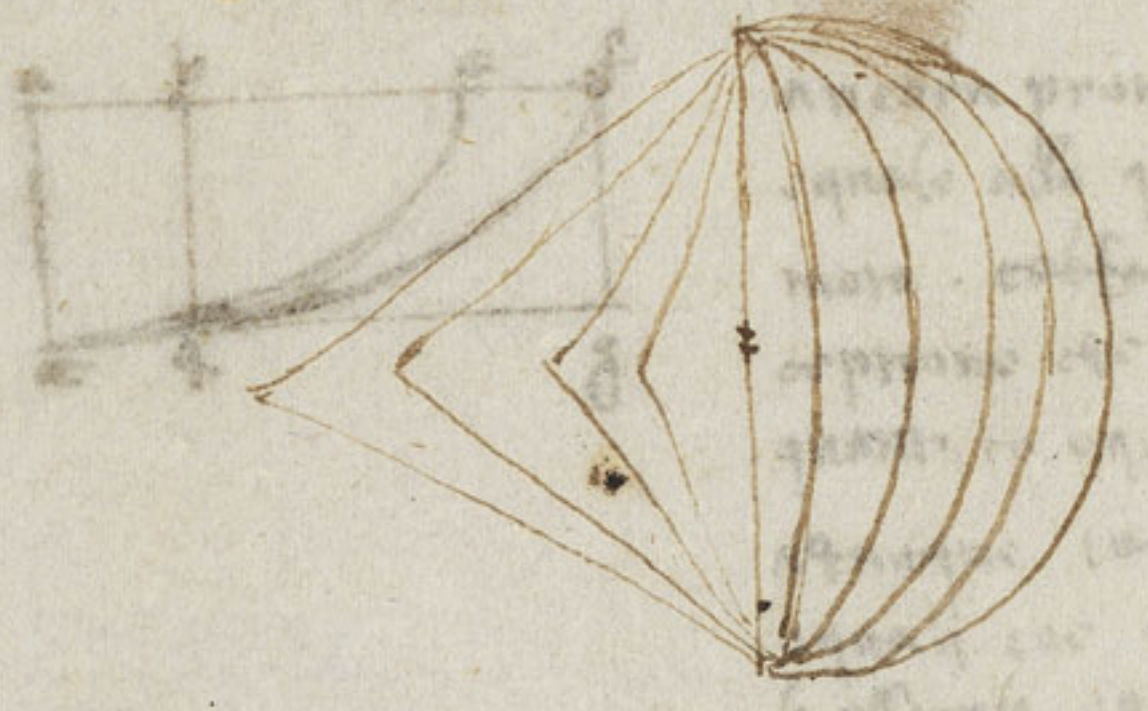




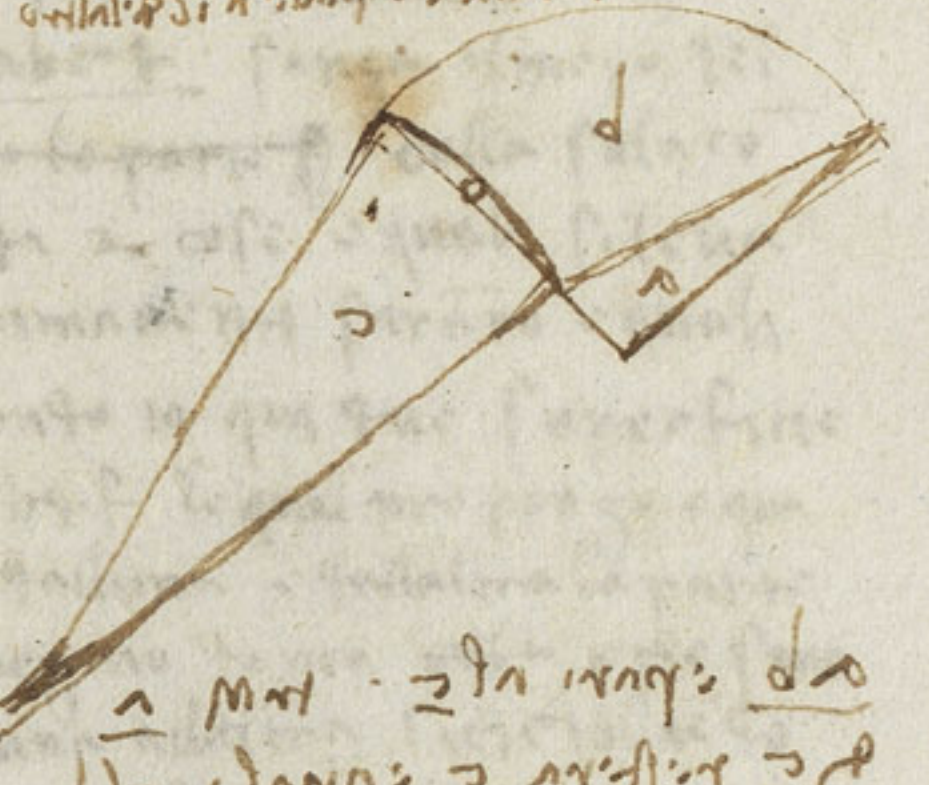
Handwritten text in a cursive script, likely a commentary or explanation of the diagrams. The text is dense and covers the left side of the page.



Handwritten text in a cursive script, continuing the commentary or explanation. It is located on the left side of the page, below the first set of diagrams.

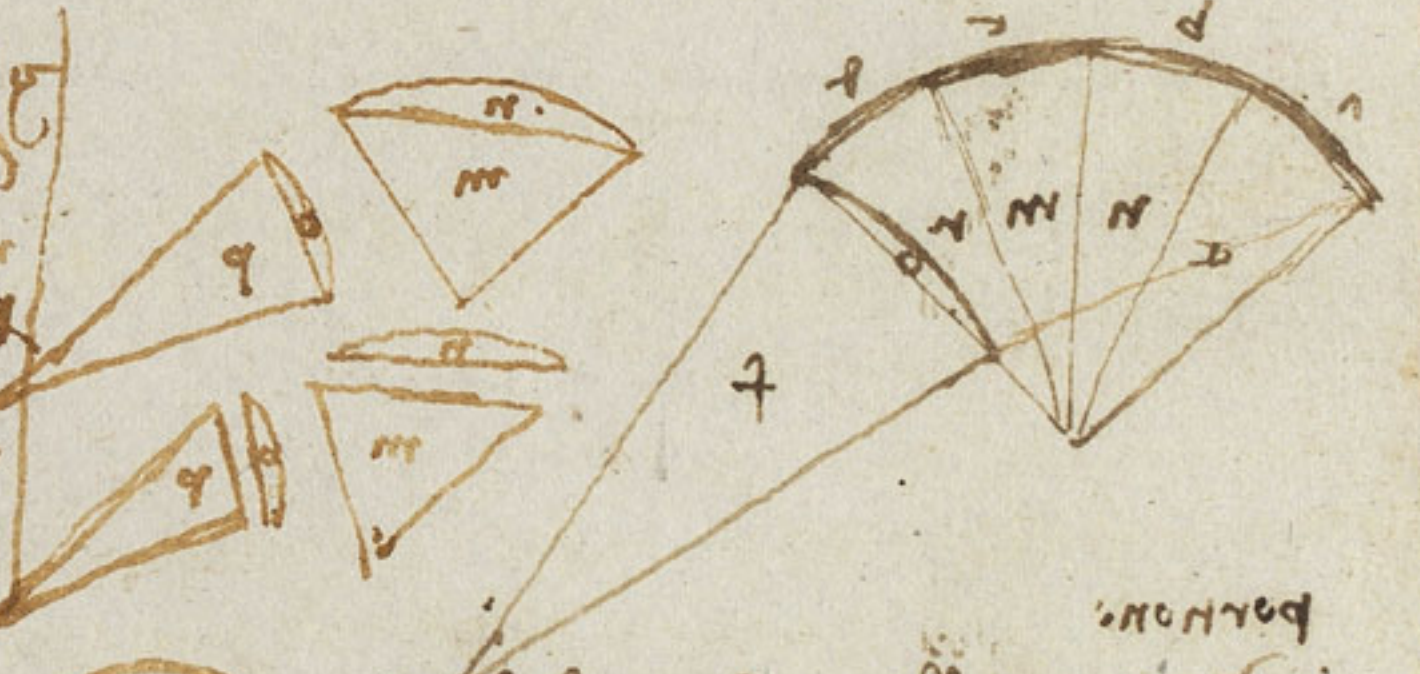


Handwritten text in a cursive script, located at the top right of the page.



Handwritten text in a cursive script, located on the right side of the page, below the dome diagram.

Handwritten text in a cursive script, located in the middle of the page, between the dome diagram and the bottom diagrams.



Handwritten text in a cursive script, located at the bottom right of the page, below the dome diagrams.



Handwritten text in a cursive script, likely a historical or technical treatise. The text is dense and covers the upper left portion of the page.



Additional handwritten text at the bottom left of the page, partially obscured by the large diagram above it.

Handwritten text in the center of the page, positioned between the circular diagrams.


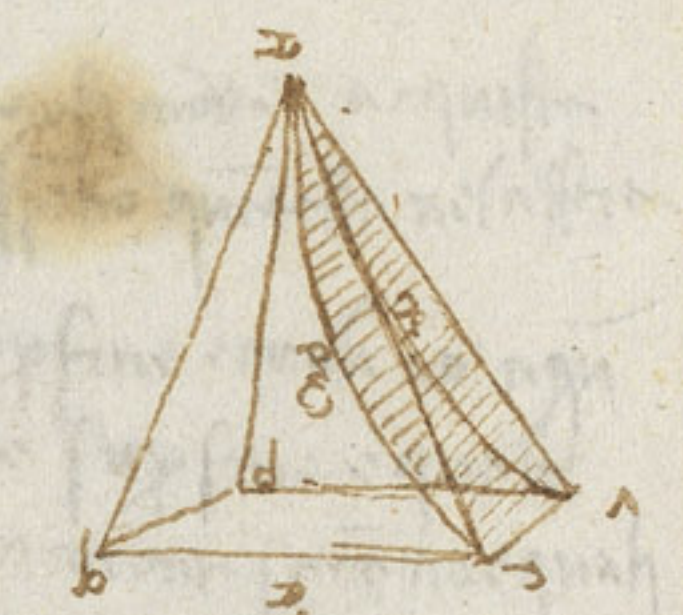
Handwritten text at the top of the right page, above the first diagram.

Handwritten text in the middle of the right page, above the second diagram.

Handwritten text in the lower middle of the right page, above the row of circular diagrams.



Handwritten text at the bottom of the right page, below the diagrams.









Handwritten text in Hebrew script at the top of the left page.



Handwritten text below the triangle diagram.

Handwritten text in the middle section of the left page.



Handwritten text in the lower section of the left page.

Handwritten text at the bottom of the left page.

Handwritten text in Hebrew script at the top of the right page.

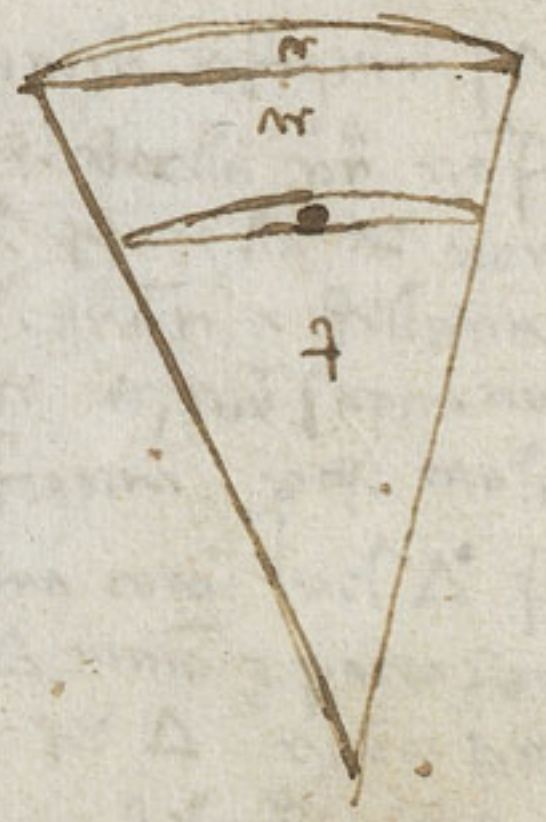


Handwritten text in the middle section of the right page.



Handwritten text on the right side of the right page.

Handwritten text at the bottom of the right page.





Handwritten text in a cursive script, likely a medieval or early modern language, possibly Hebrew or Arabic. The text is arranged in several lines across the top of the page.



Second block of handwritten text, continuing the discourse from the top of the page.

Third block of handwritten text, showing further development of the argument.



Fourth block of handwritten text, containing more detailed explanations or steps.



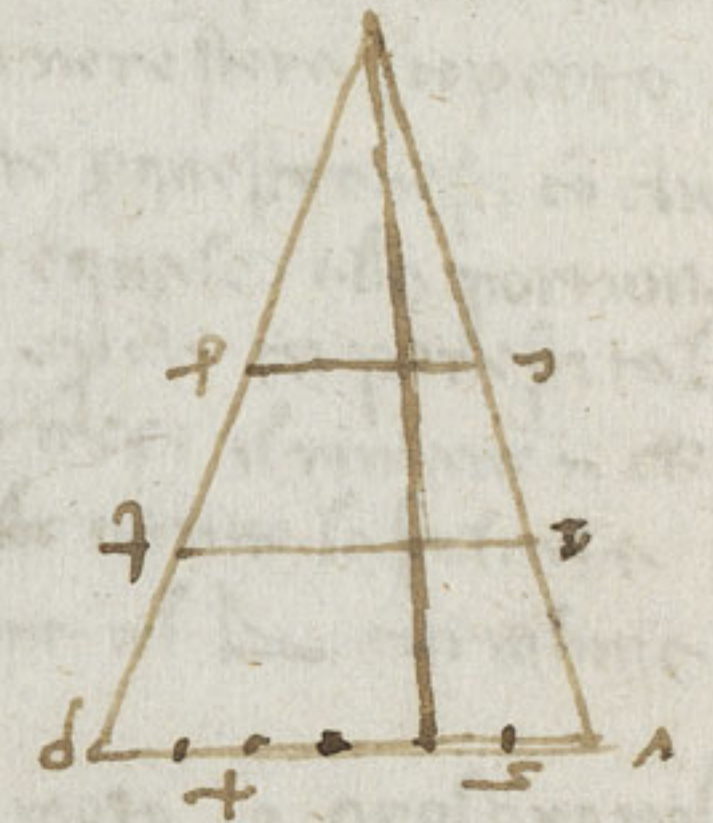
Fifth block of handwritten text, continuing the mathematical or philosophical discussion.

Sixth and final block of handwritten text on the left page, concluding the section.



Handwritten text at the top of the right page, possibly serving as a title or introduction.

Large block of handwritten text in the upper middle of the right page, containing several lines of text.




Second block of handwritten text on the right page, continuing the main text.

Small block of handwritten text or notes located to the right of the main text block.

Third block of handwritten text on the right page, showing further progression.



Final block of handwritten text on the right page, concluding the section.




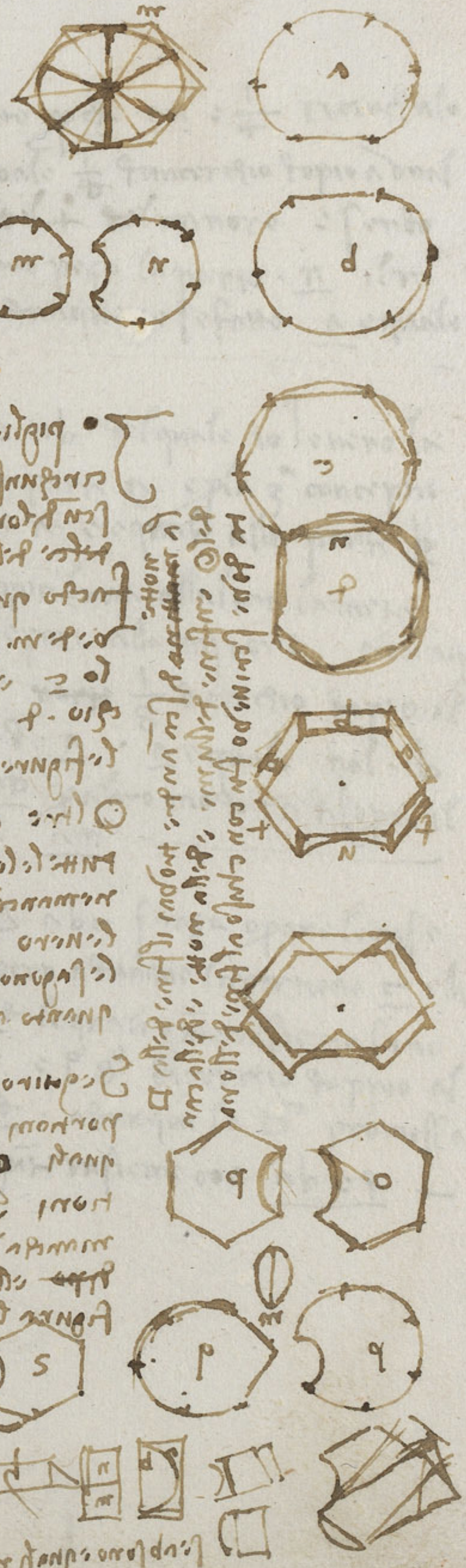






Handwritten text at the top of the right page, possibly a title or section header.

Main body of handwritten text on the right page, written in a cursive script, likely a technical or mathematical treatise.



Main body of handwritten text on the left page, written in a cursive script, continuing the technical or mathematical treatise.

Additional handwritten text at the bottom of the left page, possibly a conclusion or a separate section.







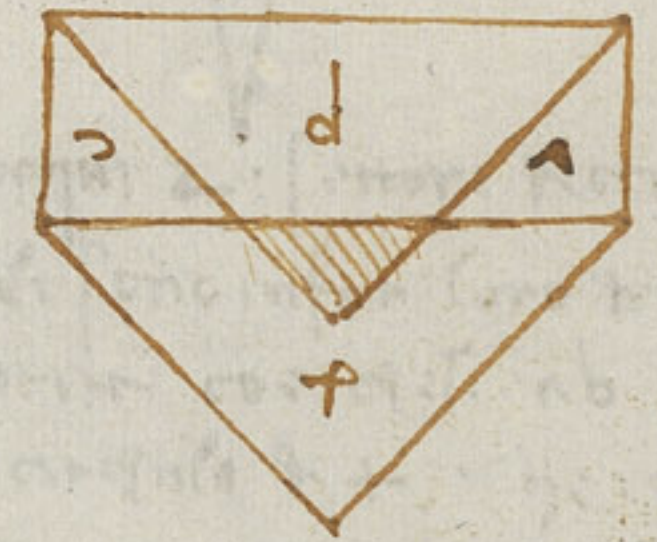





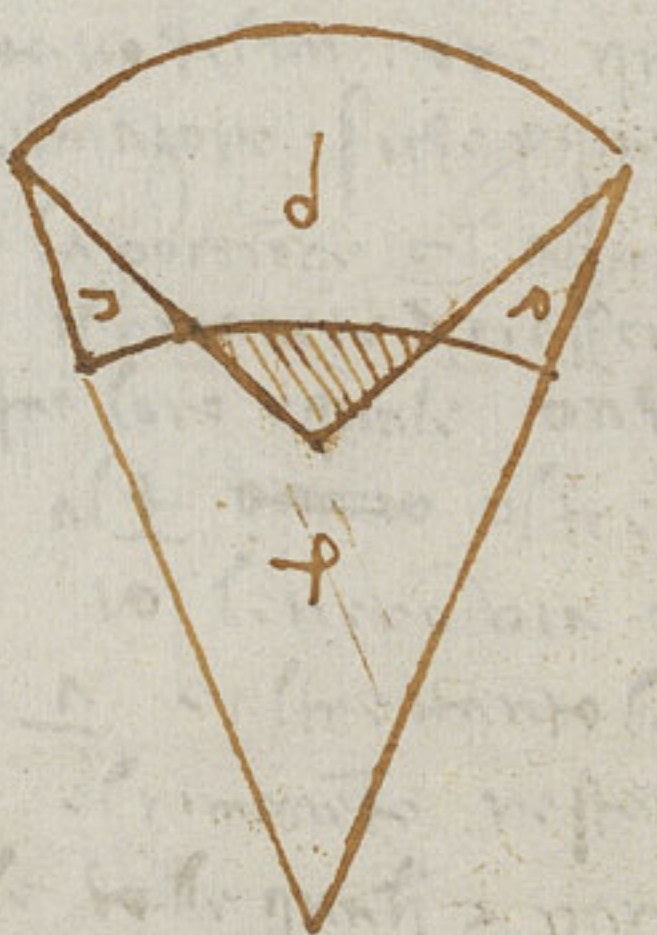
Handwritten text in Hebrew script, likely a lemma or definition, located at the top left of the page.




Handwritten text in Hebrew script, located below the first diagram on the left side.



Handwritten text in Hebrew script, located below the second diagram on the left side.



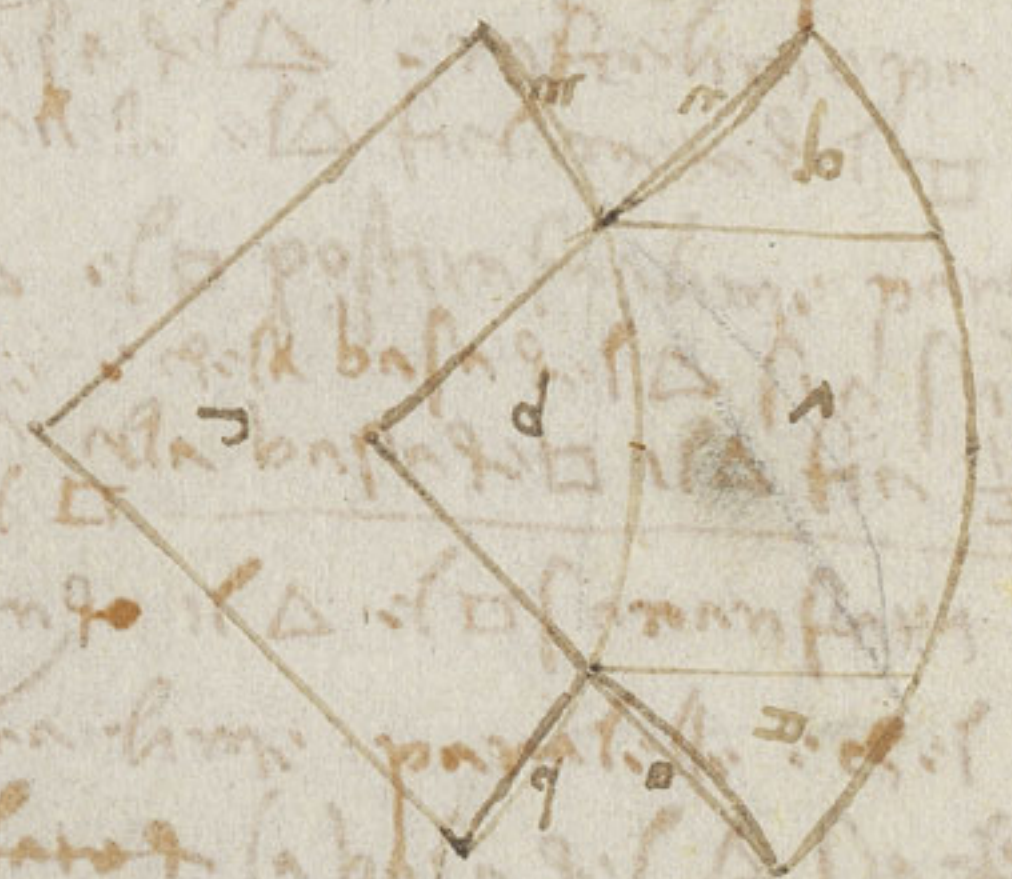
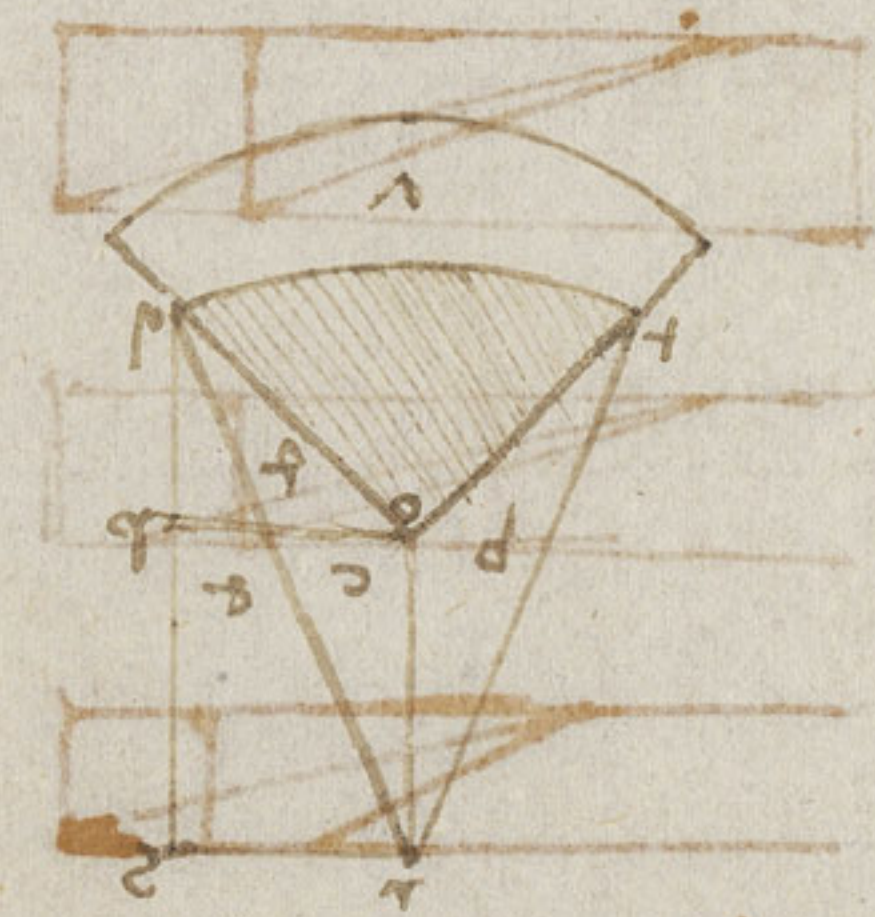
Handwritten text in Hebrew script, located at the bottom left of the page.



Handwritten text in Hebrew script, located at the top right of the page.



Handwritten text in Hebrew script, located below the top right diagram.



Handwritten text in Hebrew script, located below the middle right diagram.

Handwritten text in Hebrew script, located at the bottom of the page.

Handwritten text in Hebrew script, located at the bottom right of the page.

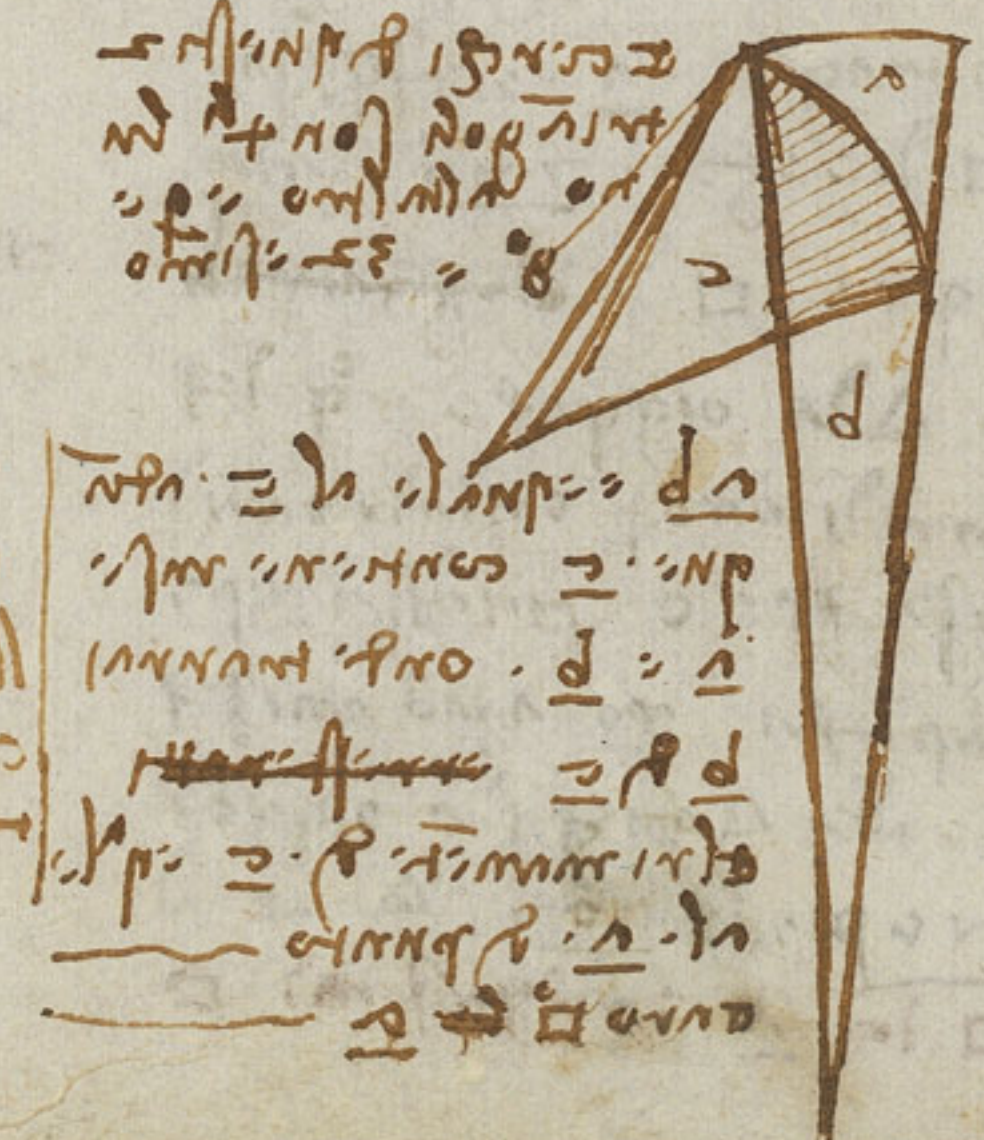


Handwritten text in Hebrew script, likely describing geometric concepts or a theorem.



Multiple paragraphs of handwritten text in Hebrew script, continuing the mathematical discourse.

Handwritten text in Hebrew script, possibly a concluding section or a specific theorem.



Handwritten text in Hebrew script, likely providing a proof or explanation for the diagram above.

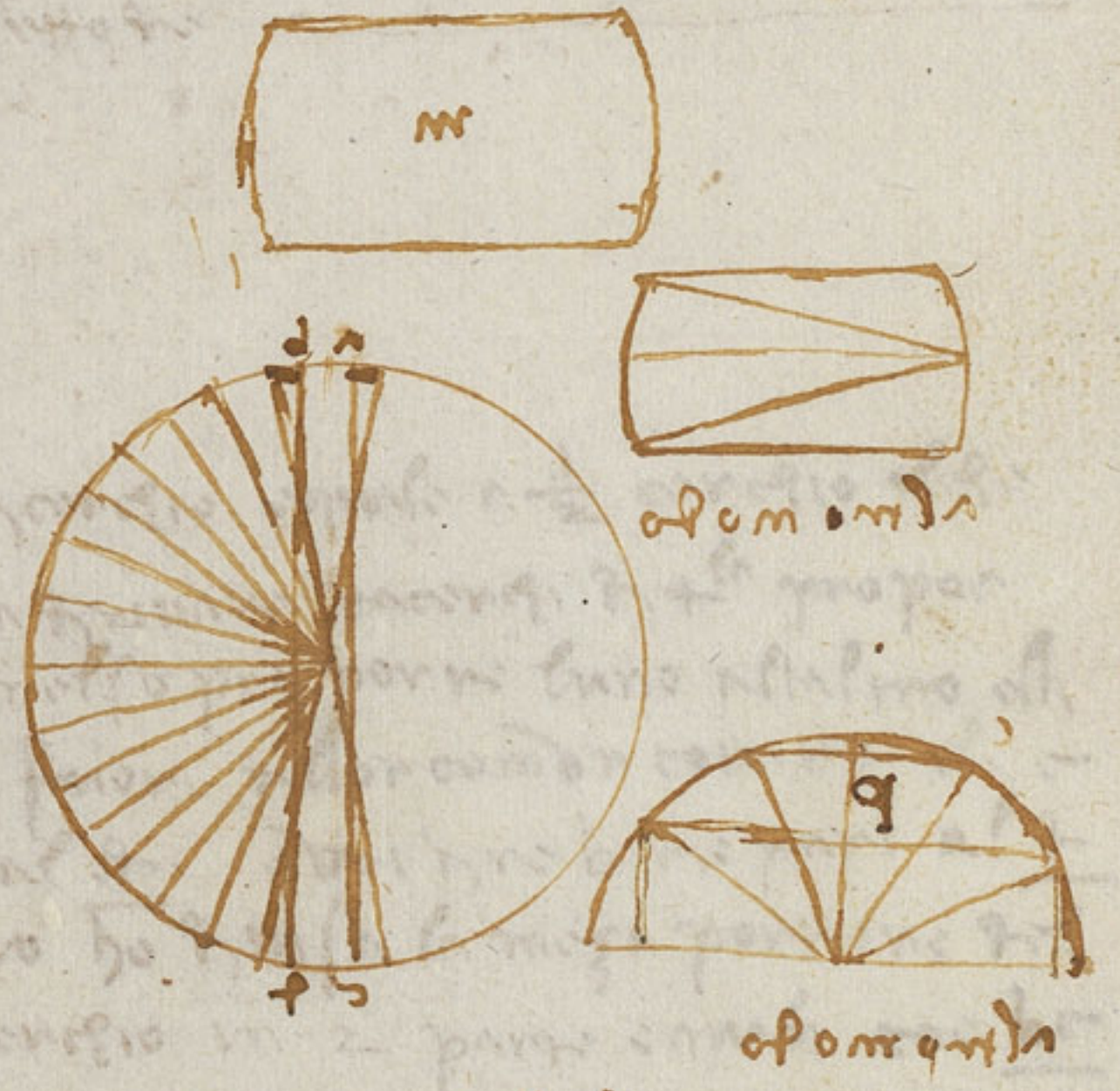
Handwritten text in Hebrew script, likely describing the diagram to the right.



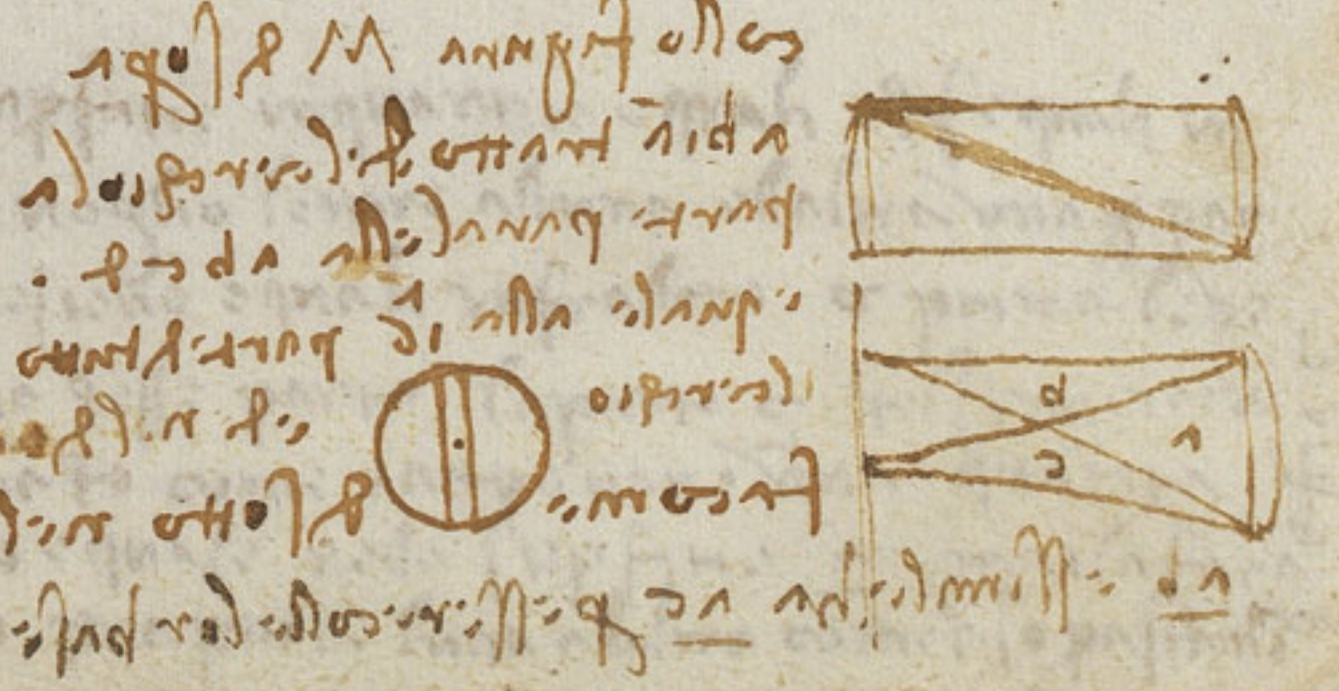
Handwritten text in Hebrew script, likely describing the diagram to the right.



Multiple paragraphs of handwritten text in Hebrew script, continuing the mathematical discourse.




Handwritten text in Hebrew script, likely providing a proof or explanation for the diagram above.





Handwritten text in Arabic script, likely a preface or introductory section of a treatise on geometry.




Handwritten text in Arabic script, continuing the mathematical discussion.



Handwritten text in Arabic script, possibly a lemma or a specific theorem.



Handwritten text in Arabic script, detailing a geometric proof or construction.



Handwritten text in Arabic script, concluding the section or providing a final theorem.

Main body of handwritten text in Arabic script, containing several paragraphs of mathematical reasoning.



Handwritten text in Arabic script, possibly a lemma or a specific theorem.



Handwritten text in Arabic script, likely a commentary or explanation related to the diagram.

Main body of handwritten text in Arabic script, continuing the mathematical discussion.



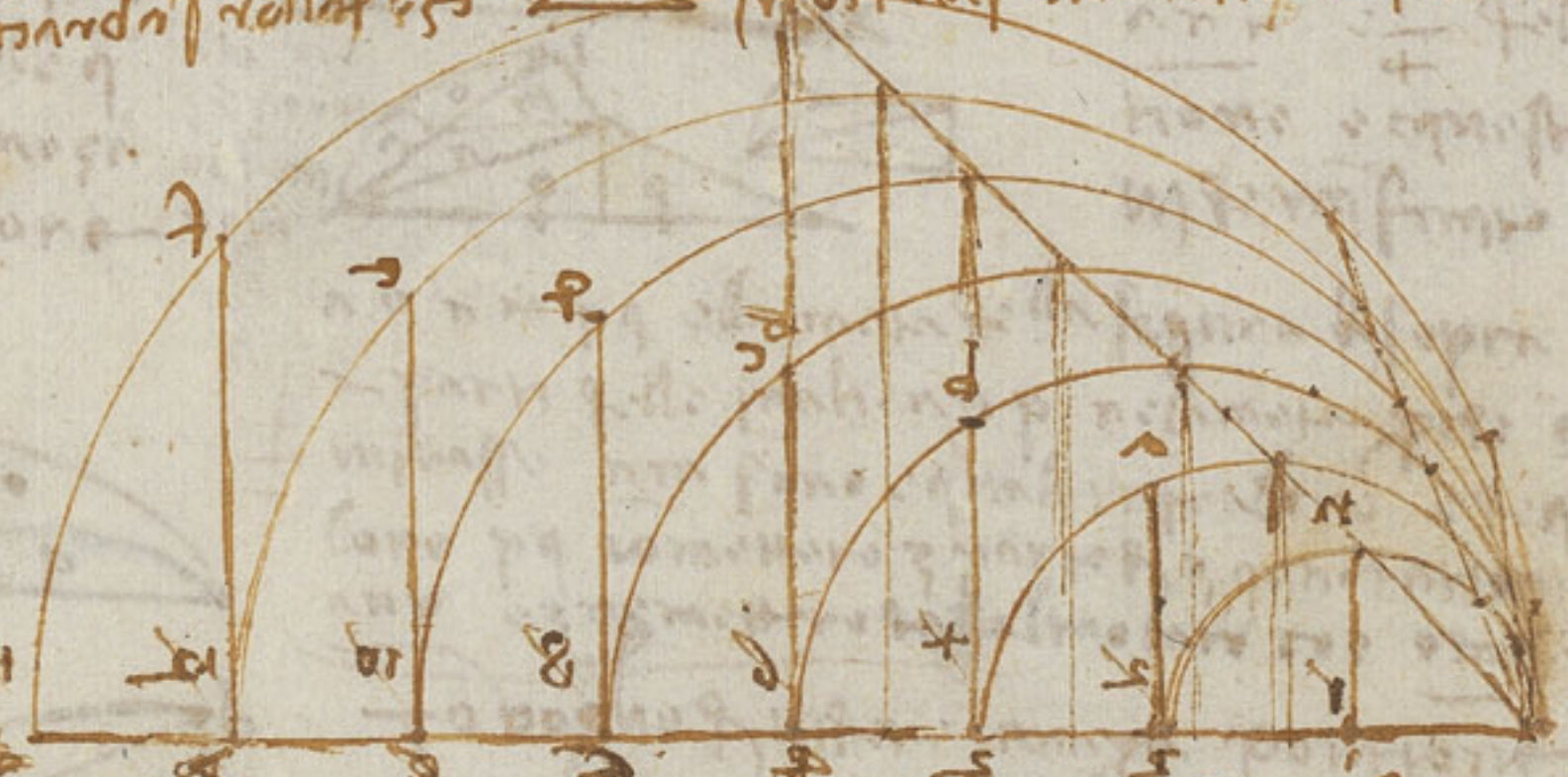
Handwritten text in Arabic script, possibly a final note or conclusion.



Handwritten text at the top of the page, likely a title or introductory note.



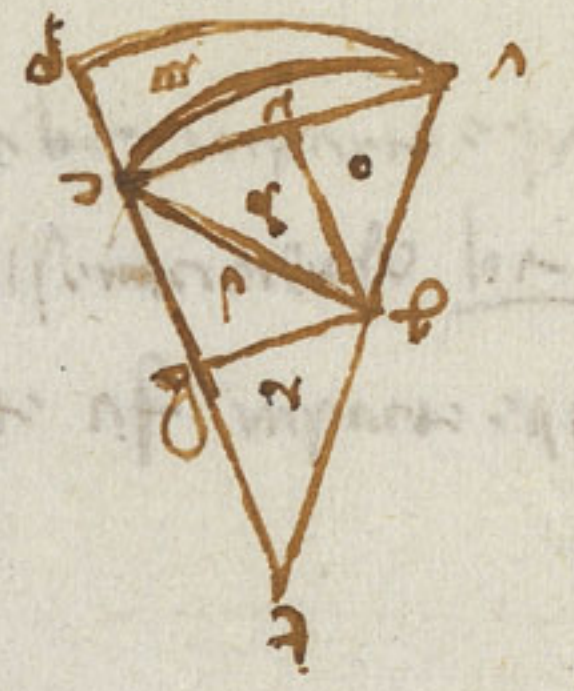
Handwritten text block located below the large diagram, containing several lines of script.




Vertical column of handwritten text on the left side of the page, below the arch diagram.

Handwritten text block at the bottom of the page, below the arch diagram.

Handwritten text block in the upper right section of the page.




Handwritten text block in the middle right section of the page.



Handwritten text block in the lower middle right section of the page.

Large block of handwritten text in the bottom right section of the page.

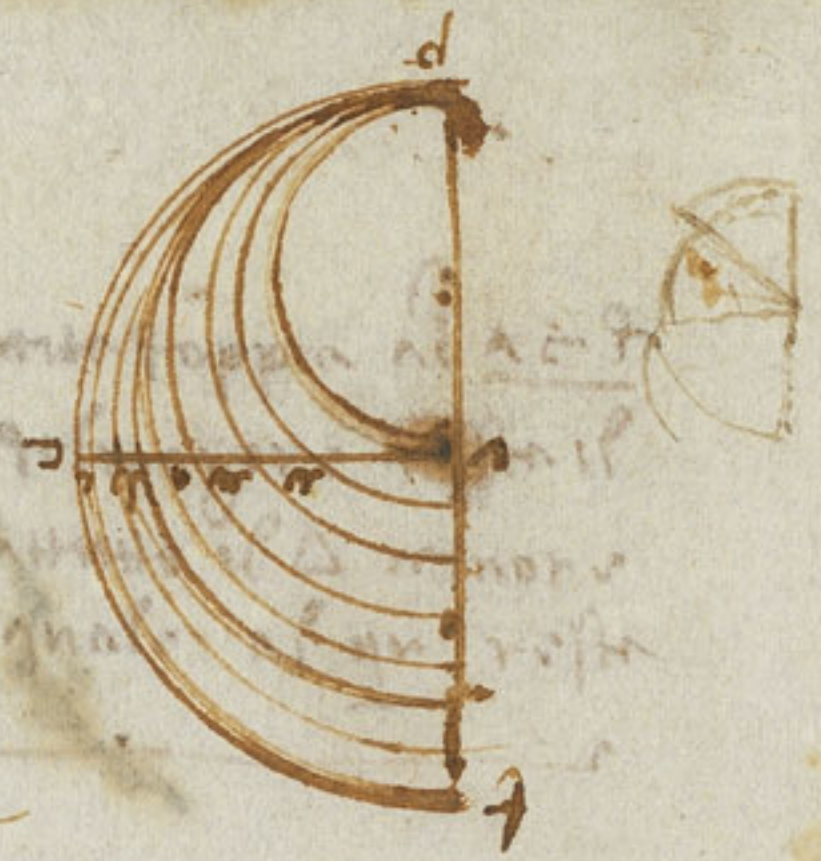


Small handwritten text block next to the diamond diagram.


Handwritten text block on the right side of the page, below the diamond diagram.




Handwritten text in a cursive script, likely a medieval or early modern language, located at the top left of the page.




Handwritten text block in the middle left section of the page.



Handwritten text block in the lower middle left section of the page.



Handwritten text block in the bottom left section of the page.



Handwritten text block in the bottom left section of the page.


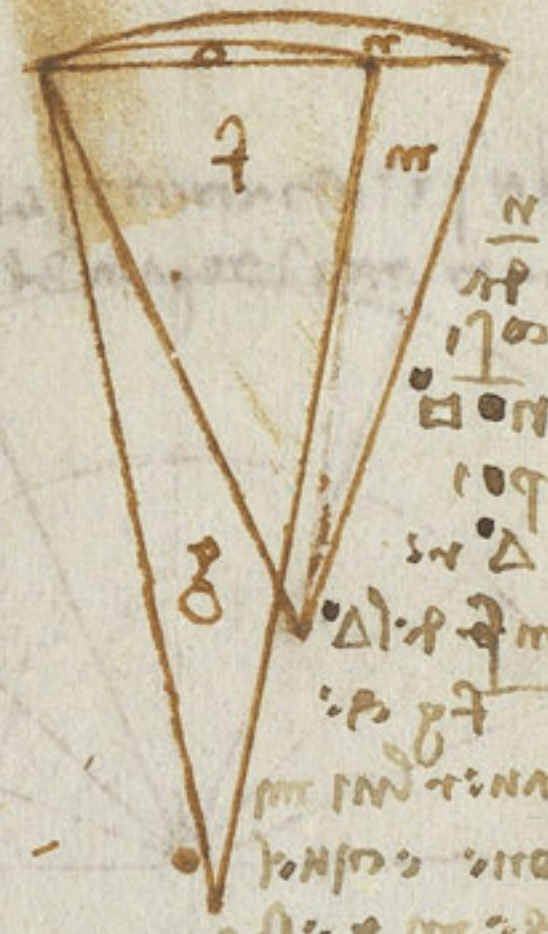


Handwritten text at the top right of the page.

Main handwritten text block on the right side of the page, spanning several lines.

Handwritten text block in the middle right section of the page.

Main handwritten text block on the right side of the page, spanning several lines.




Handwritten text and mathematical symbols to the right of the cone diagrams.

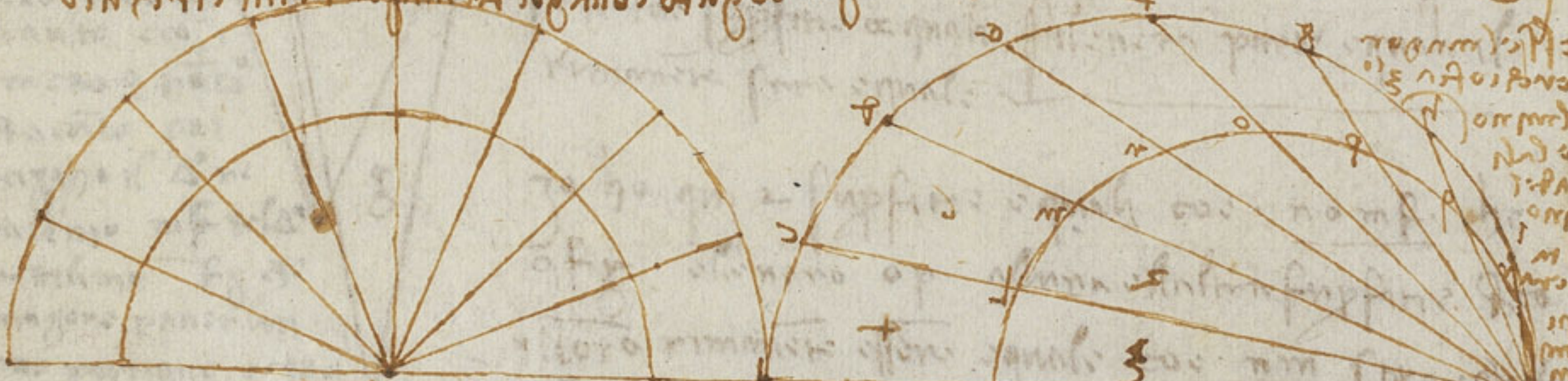
Handwritten text at the bottom of the right page.




Handwritten text in Hebrew script, likely a preface or introductory section of a mathematical treatise.



Handwritten text in Hebrew script, continuing the mathematical discussion.



Handwritten text in Hebrew script, forming the main body of the treatise on the left page.



Handwritten text in Hebrew script on the right page, providing the main body of the mathematical treatise.

Handwritten text in Hebrew script, continuing the mathematical discussion on the right page.

Handwritten text in Hebrew script, concluding the treatise on the right page.



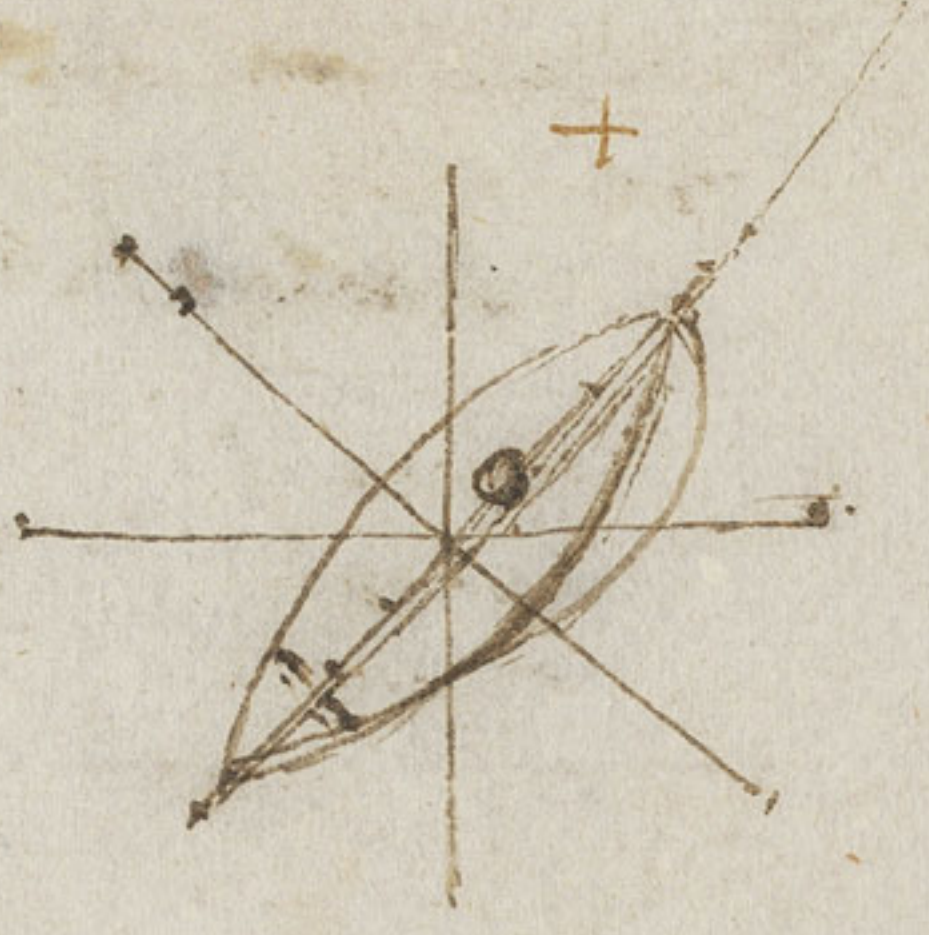








Handwritten text in a cursive script, likely a Latin manuscript, located at the top left of the page.



Handwritten text in a cursive script, located in the upper middle section of the page.


Handwritten text in a cursive script, located in the middle section of the page.

Handwritten text in a cursive script, located in the lower middle section of the page.

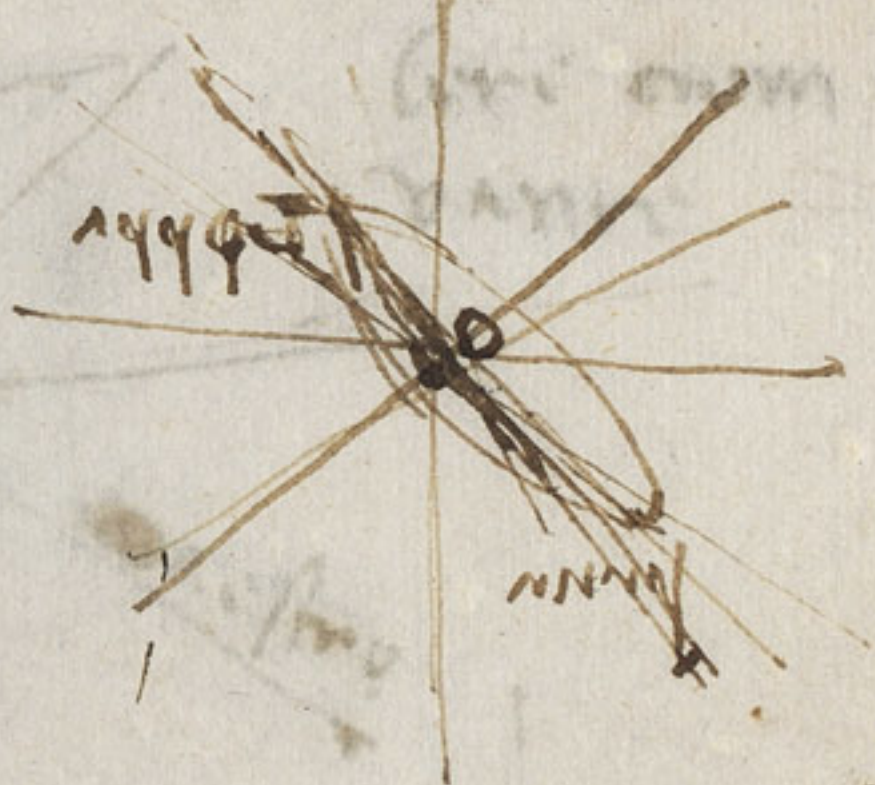




Handwritten text at the top of the right page, possibly a title or header.




Main body of handwritten text on the right page, including several lines of script and some crossed-out sections.



Final section of handwritten text at the bottom of the right page.

Handwritten text at the top of the left page.




Section of handwritten text on the left page, possibly a list or notes.

Main body of handwritten text on the left page, including several lines of script.



*[Faint, mostly illegible handwritten text in a historical script, possibly Hebrew or Arabic, covering the top half of the page.]*

*[Handwritten text in a historical script, possibly Hebrew or Arabic, located to the left of the diagrams.]*



*[Handwritten text in a historical script, possibly Hebrew or Arabic, located to the right of the diagrams.]*

*[Handwritten text in a historical script, possibly Hebrew or Arabic, located to the left of the lower diagram.]*

*[Handwritten text in a historical script, possibly Hebrew or Arabic, located at the bottom left of the page.]*

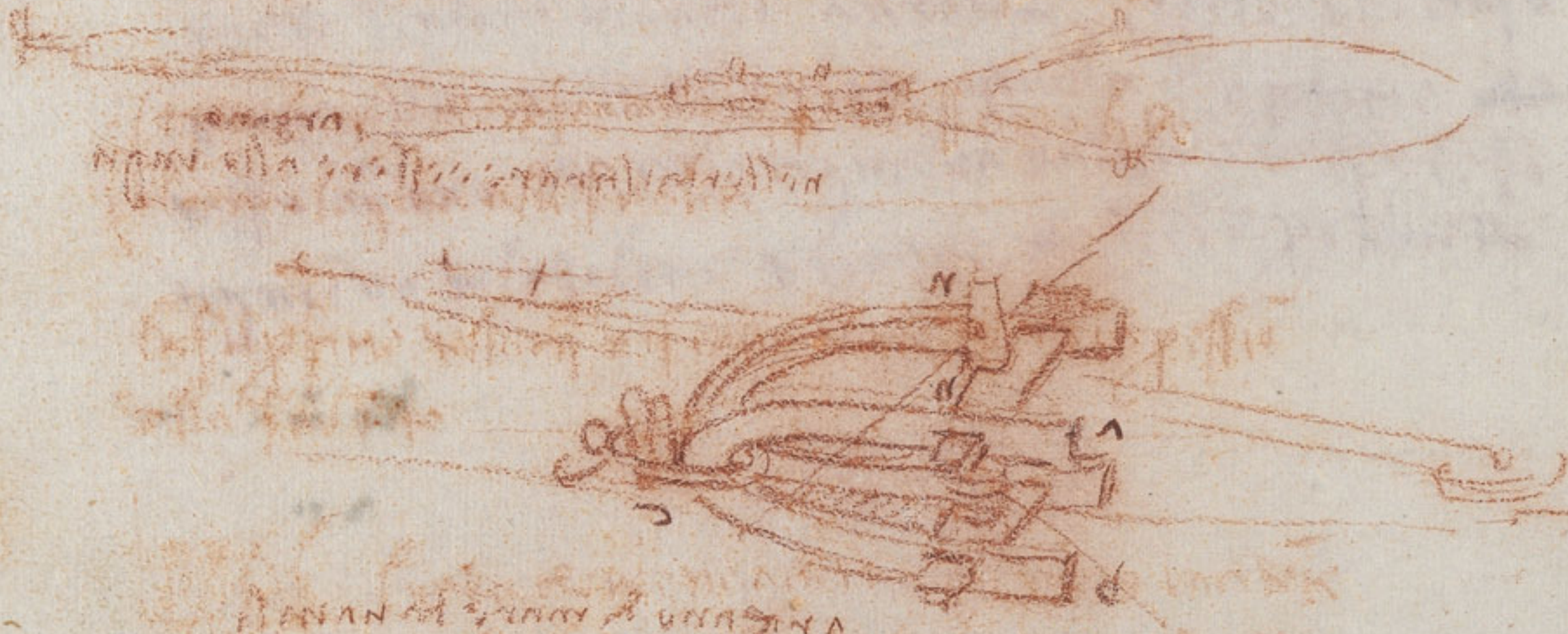
*[Faint, mostly illegible handwritten text in a historical script, possibly Hebrew or Arabic, covering the top half of the right page.]*

*[Handwritten numbers in a historical script, possibly Hebrew or Arabic, arranged in a vertical column.]*

*[Handwritten numbers in a historical script, possibly Hebrew or Arabic, arranged in a vertical column, appearing to be a calculation or list.]*



Handwritten text at the top of the left page, possibly a title or introductory note.




Handwritten mathematical or scientific formula, possibly involving fractions and variables.



Handwritten text block on the left page, likely a description or explanation of the diagrams.

Handwritten text at the bottom of the left page, continuing the notes or calculations.

Handwritten text at the top of the right page, possibly a title or introductory note.



Handwritten text block on the right page, likely a description or explanation of the diagrams.

Handwritten text block on the right page, continuing the notes or calculations.

Handwritten text at the bottom of the right page, continuing the notes or calculations.





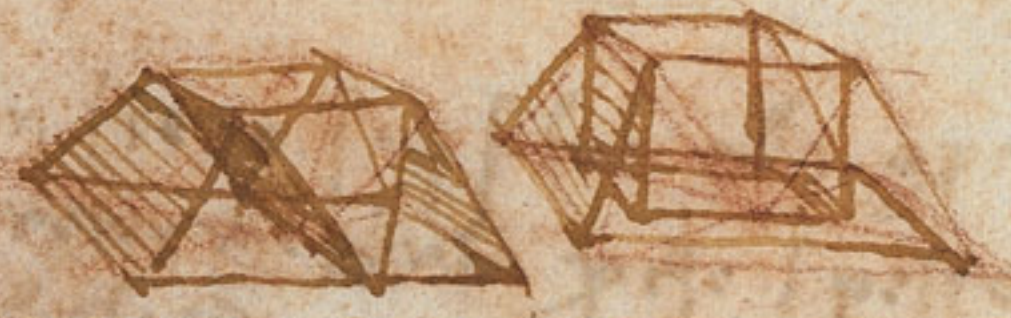
Handwritten text in a cursive script, likely a historical or scientific treatise, covering the upper half of the page.



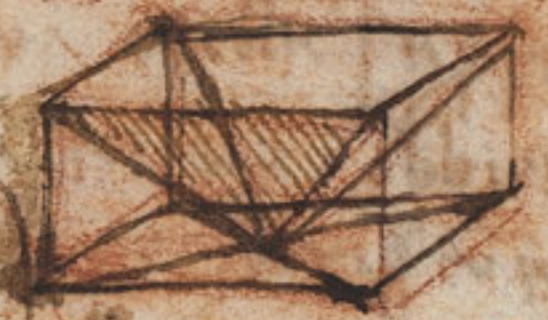
Handwritten text located below the diagram, providing further details or explanations related to the diagram above.

0801

Handwritten text at the top of the page, including mathematical fractions such as 3/8.



Handwritten text in the middle section of the page, interspersed with diagrams.



Handwritten text located between the middle and lower diagrams.

Handwritten text at the bottom of the page, concluding the section or providing a summary.



... ..  
... ..  
... ..

... ..  
... ..  
... ..

... ..

... ..

... ..  
... ..  
... ..  
... ..  
... ..  
... ..  
... ..  
... ..  
... ..  
... ..  
... ..

... ..  
... ..  
... ..

... ..  
... ..  
... ..  
... ..  
... ..



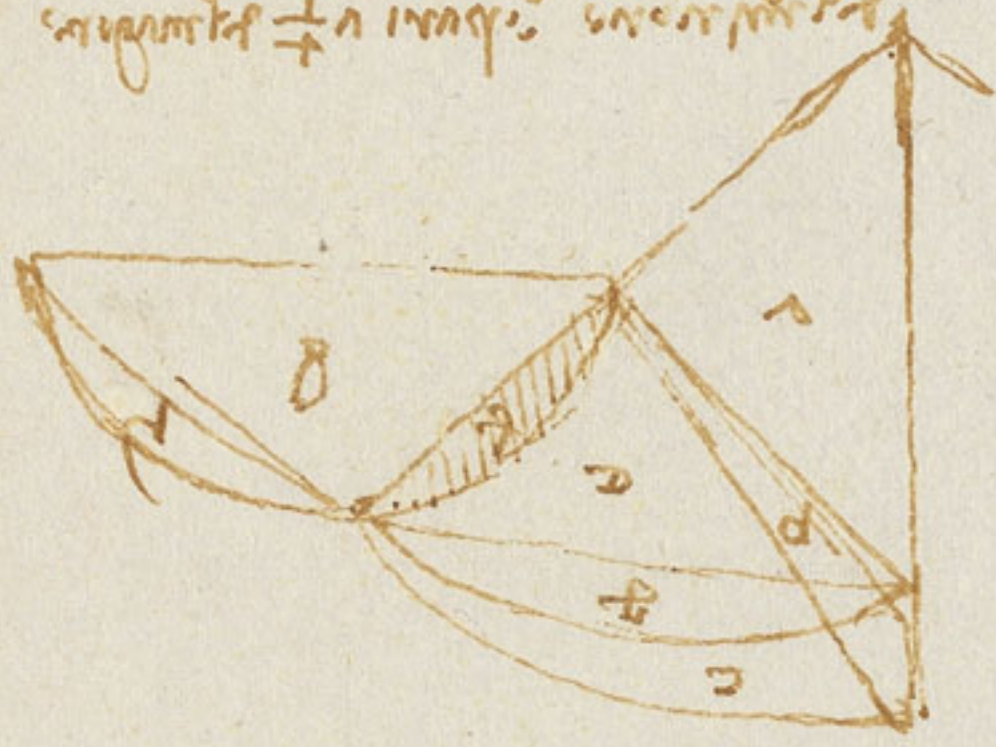




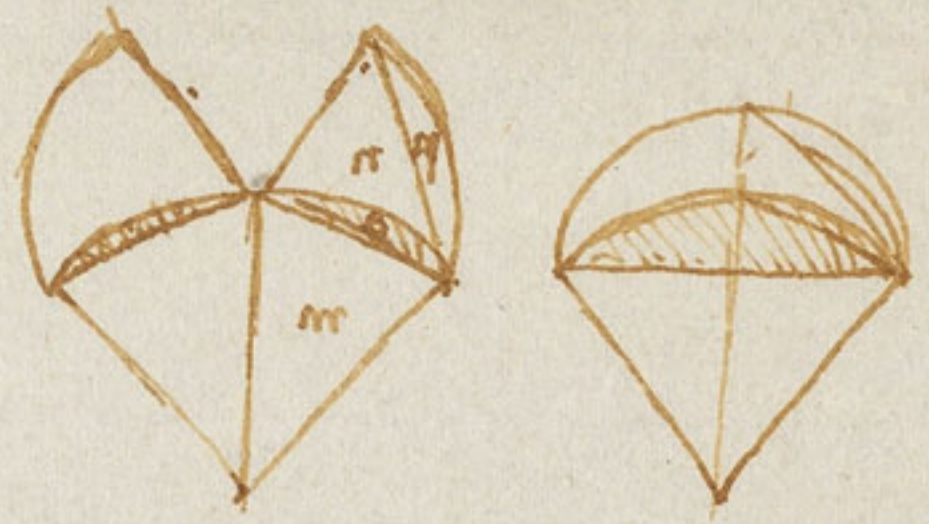





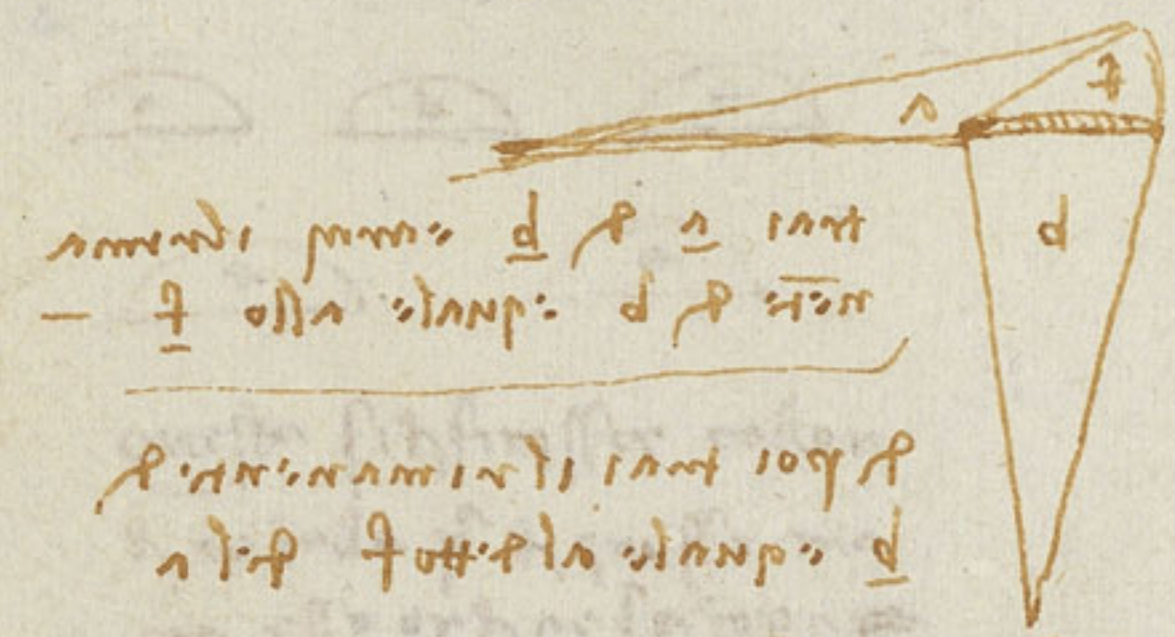
Handwritten text at the top left of the page, likely a title or introductory note.



Main body of handwritten text on the left page, describing the geometric concepts and construction methods.

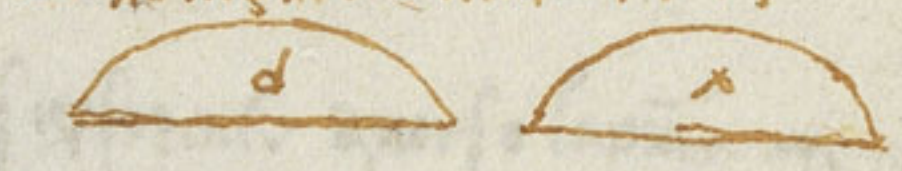


Handwritten text in the middle section of the left page, continuing the geometric analysis.





Handwritten text at the top right of page 132.




Handwritten text describing the relationship between the two semi-circles.




Handwritten text describing the geometric construction and properties of the nested semi-circles.




Handwritten text describing the two separate semi-circles.



Handwritten text describing the nested semi-circles.



Handwritten text describing the nested semi-circles.



Handwritten text at the top of page 131.



Handwritten text describing the nested semi-circles.

Handwritten text describing the geometric construction.




Handwritten text describing the nested semi-circles.

Handwritten text describing the geometric construction.



Handwritten text describing the row of semi-circles.



Handwritten text describing the three semi-circles.

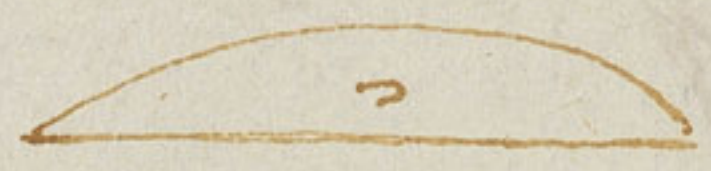
Handwritten text describing the geometric construction.



Handwritten text describing the nested semi-circles.



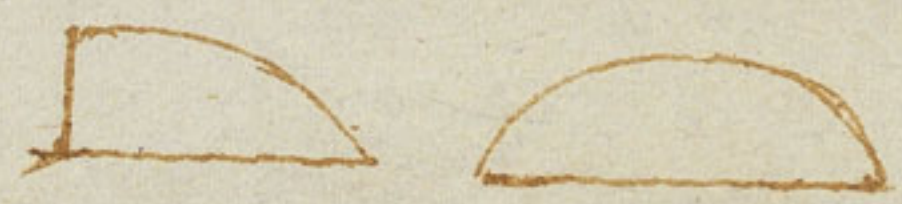
Handwritten text describing the nested semi-circles.




Handwritten text describing the nested semi-circles.



Handwritten text describing the nested semi-circles.



Handwritten text describing the two semi-circles.



Handwritten text describing the semi-circle.

Handwritten text describing the semi-circle.

Handwritten text describing the semi-circle.

Handwritten text describing the semi-circle.

Handwritten text describing the semi-circle.



Handwritten text describing the nested semi-circles.



Handwritten text describing the nested semi-circles.





Handwritten text in Hebrew script, likely a preface or introductory section of a manuscript.

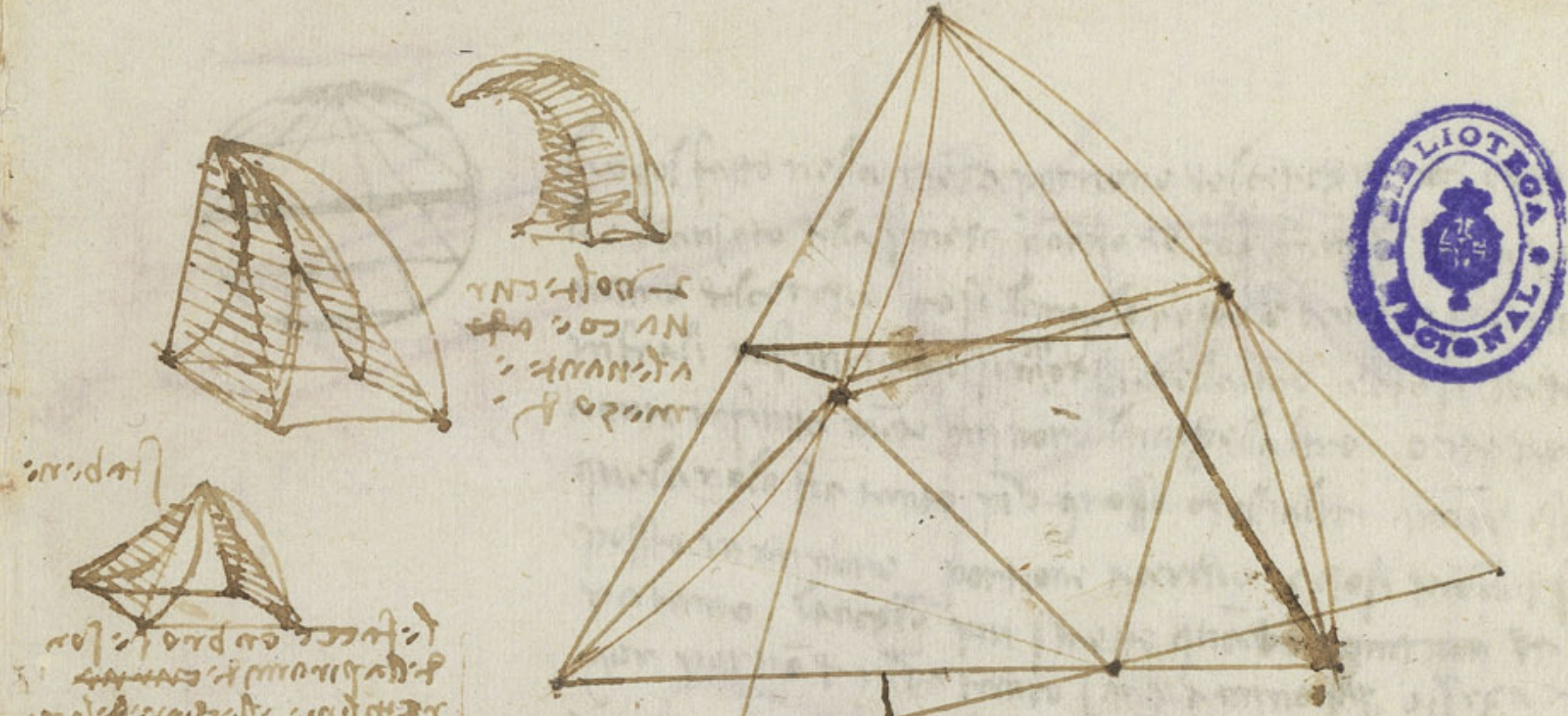
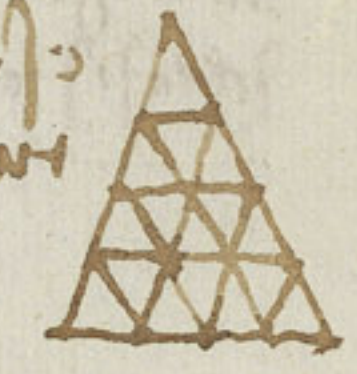
Handwritten text in Hebrew script, continuing the introductory section.

Handwritten text in Hebrew script, continuing the introductory section.

Handwritten text in Hebrew script, continuing the introductory section.

Handwritten text in Hebrew script, continuing the introductory section.

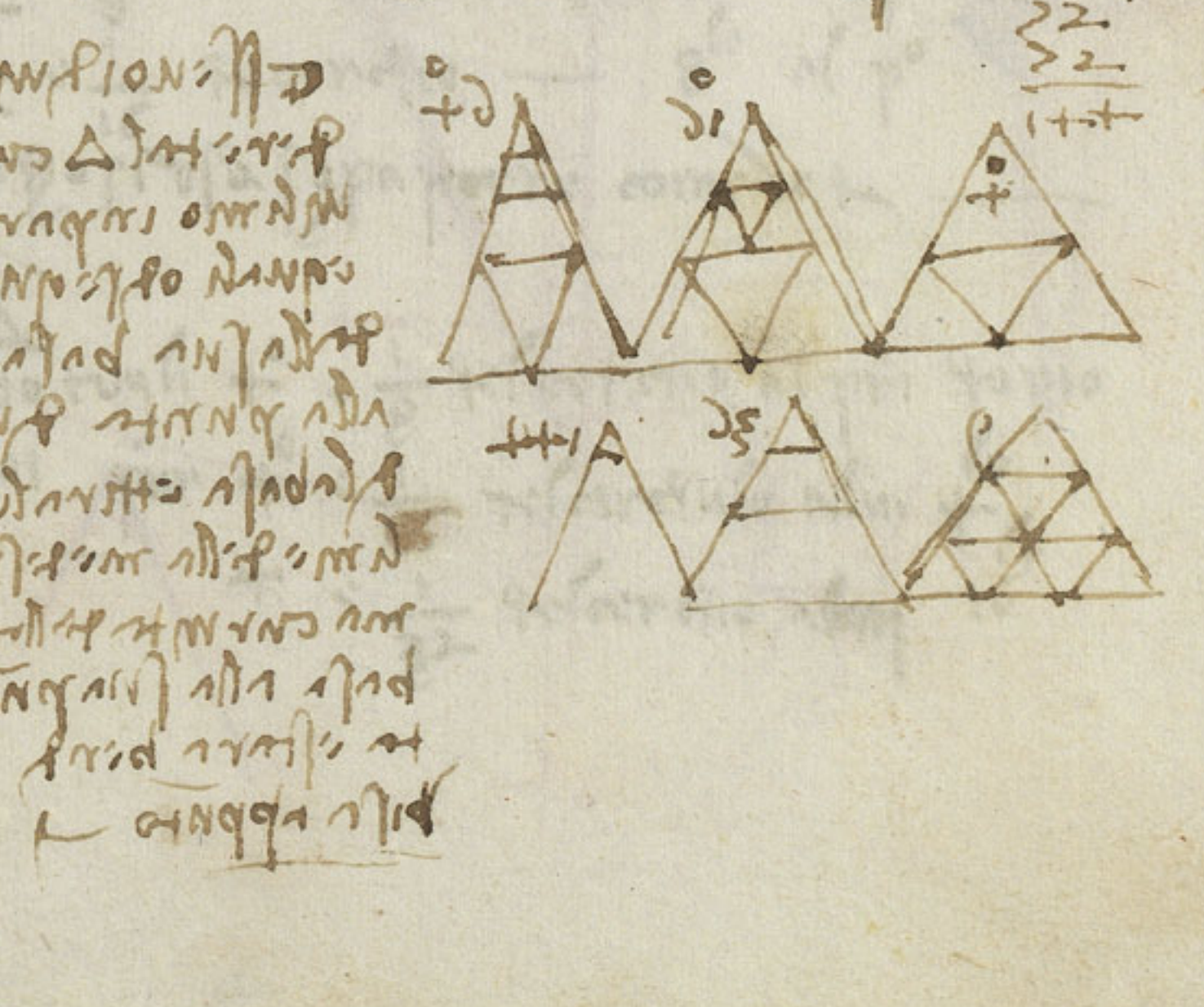
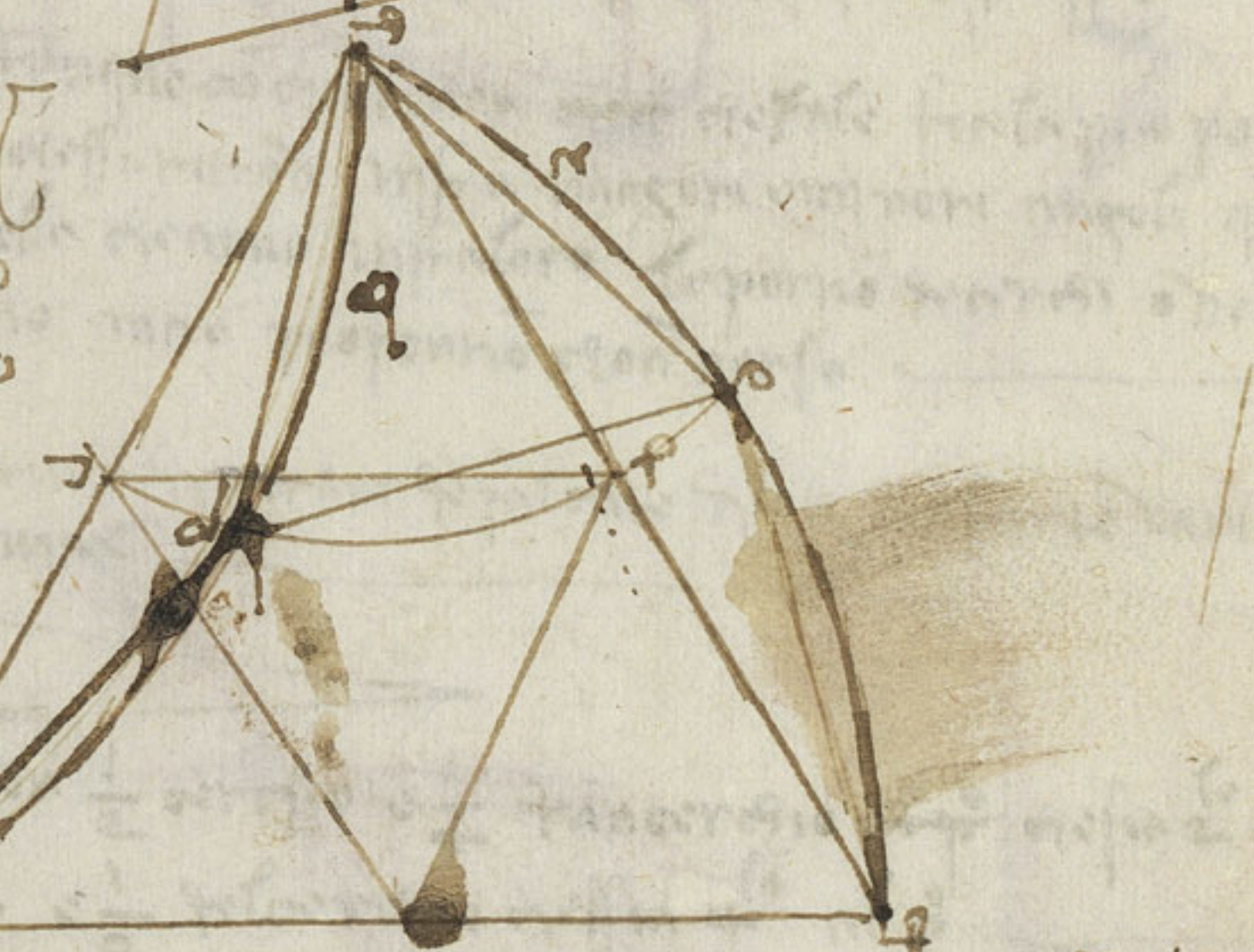
Handwritten text in Hebrew script, continuing the introductory section.



Handwritten text in Hebrew script, likely a description or explanation of the diagram above.

Handwritten text in Hebrew script, likely a description or explanation of the diagram above.

Handwritten text in Hebrew script, likely a description or explanation of the diagram above.





Handwritten text at the top of the right page, including the number 134 in the margin. The text appears to be a list or a set of instructions related to the diagrams below.



Main body of handwritten text on the right page, describing the geometric figures and their properties. The text is written in a cursive script and is interspersed with small diagrams.




Handwritten text on the top left of the left page, including a blue circular stamp or mark. The text is partially obscured by red lines and other markings.



Handwritten text on the middle left of the left page, continuing the mathematical or geometric discussion.

Handwritten text on the bottom left of the left page, including a circled number '11'.




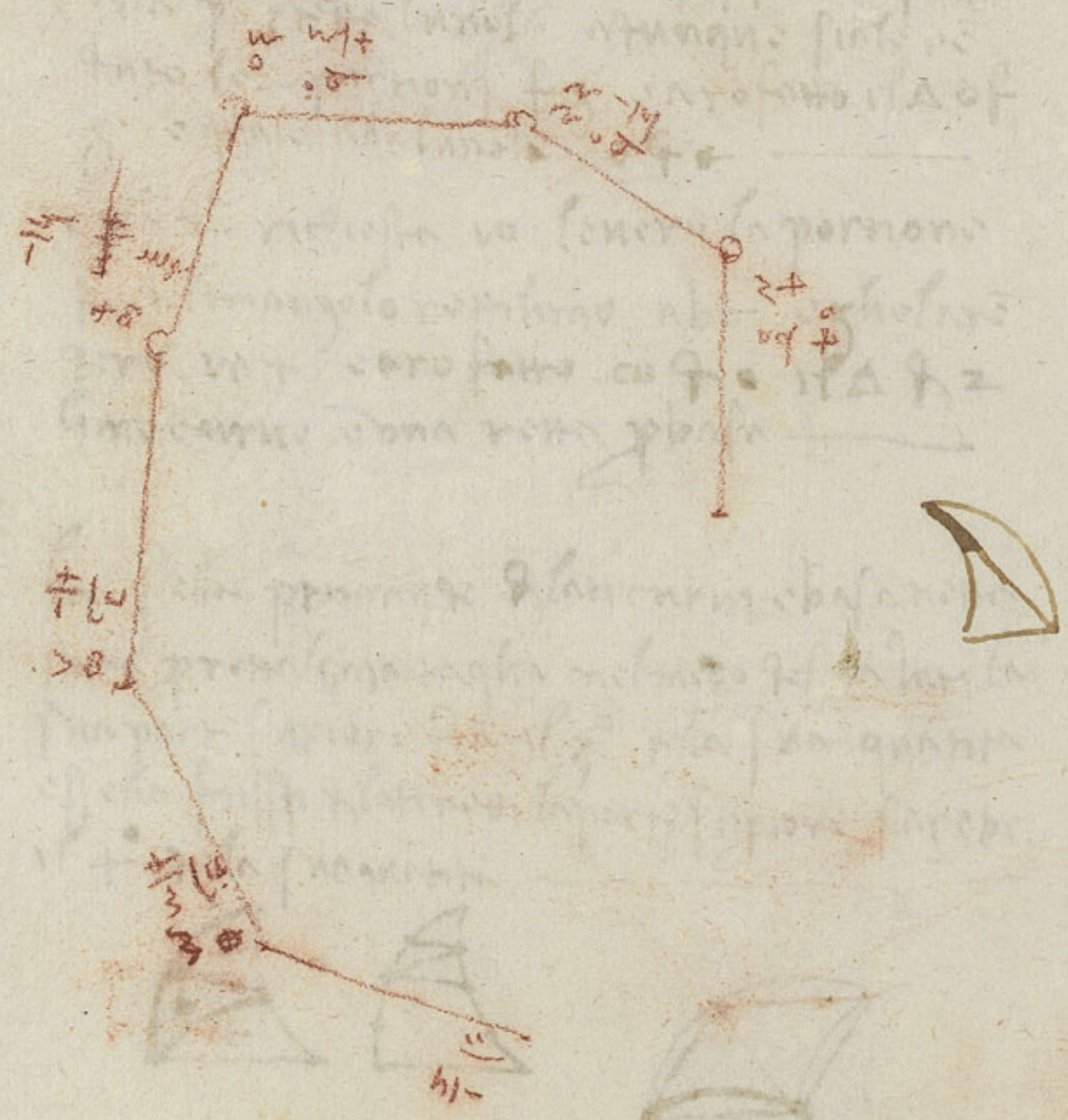
Handwritten text on the bottom left of the left page, including several lines of text and a small diagram of a dome or sphere.



Handwritten text at the bottom of the left page, including a large diagram of a dome or sphere with a triangular base and internal lines.



Handwritten text at the top of the page, likely a title or introductory paragraph, partially obscured by bleed-through from the reverse side.





Handwritten text in a cursive script, likely a list or index of the diagrams below.





Vertical handwritten text on the left side of the page, possibly describing the diagrams.



Handwritten text in a cursive script, likely a list or index of the diagrams below.

Handwritten text in a cursive script, likely a list or index of the diagrams below.

Handwritten text in a cursive script, likely a list or index of the diagrams below.

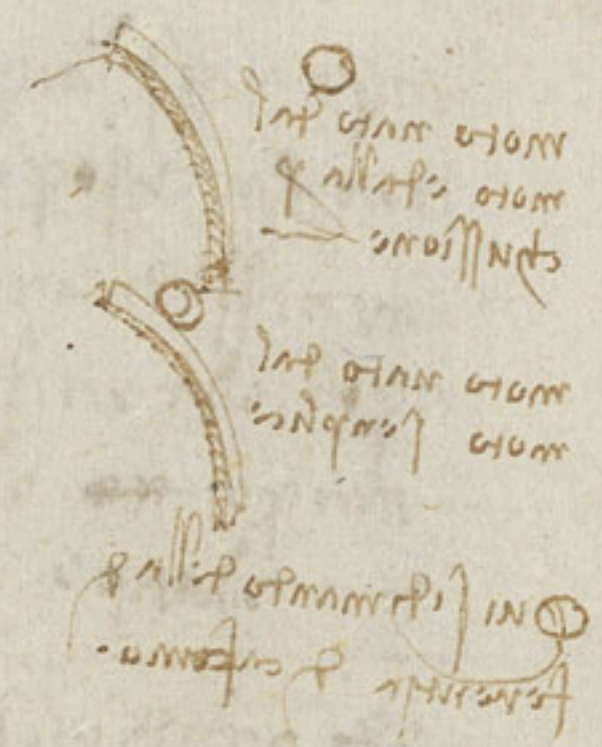




Handwritten text in a cursive script, likely a list or index of the diagrams below.










Handwritten text in a cursive script, likely a list or description of the diagrams. The text is written vertically and is difficult to decipher due to its cursive nature and fading.



Handwritten text in a cursive script, likely a list or description of the diagrams. The text is written horizontally and is difficult to decipher due to its cursive nature and fading.



Handwritten text in a cursive script, likely a list or description of the diagrams. The text is written horizontally and is difficult to decipher due to its cursive nature and fading.






Handwritten text in a cursive script, likely a list or description of the diagrams. The text is written horizontally and is difficult to decipher due to its cursive nature and fading.








Handwritten text in a cursive script, likely a medieval or early modern language, describing various geometric concepts.



Handwritten text describing geometric figures, possibly related to the diagrams on the right.



Handwritten text, possibly a definition or explanation of a geometric term.




Handwritten text, likely describing the properties of a circle or its parts.



Handwritten text, possibly describing a series of geometric figures or a construction.



Handwritten text describing the circle and its diameter.



Handwritten text describing the semi-circle.

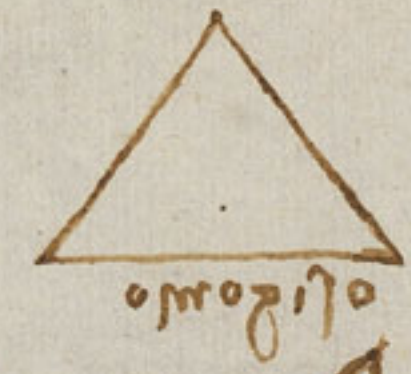


Handwritten text describing the shaded segment of the circle.

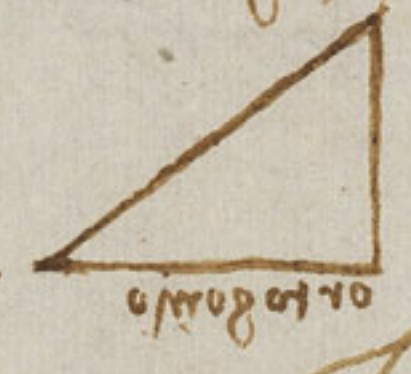
Handwritten text, possibly a label for the diagram above.

Handwritten text, possibly a definition or explanation.


Handwritten text, possibly a definition or explanation.



Handwritten text describing the triangle.



Handwritten text describing the right-angled triangle.



Handwritten text describing the scalene triangle.













De signis et figuris

De signis et figuris... De signis et figuris... De signis et figuris...

De signis et figuris

De signis et figuris... De signis et figuris... De signis et figuris...

De signis et figuris

De signis et figuris... De signis et figuris... De signis et figuris...



De signis et figuris

De signis et figuris... De signis et figuris... De signis et figuris...

De signis et figuris... De signis et figuris... De signis et figuris...

De signis et figuris... De signis et figuris... De signis et figuris...

De signis et figuris... De signis et figuris... De signis et figuris...



Handwritten text at the top of the right page, possibly a title or header.

Main body of handwritten text on the right page, consisting of several lines of cursive script.

A section of handwritten text on the right page, separated by a horizontal line.

Another section of handwritten text on the right page, also separated by a horizontal line.

A section of handwritten text on the right page, continuing the cursive script.

A final section of handwritten text on the right page, ending with a horizontal line.

Handwritten text at the top of the left page, possibly a title or header.

Main body of handwritten text on the left page, consisting of several lines of cursive script.

A section of handwritten text on the left page, separated by a horizontal line.

Another section of handwritten text on the left page, also separated by a horizontal line.

A section of handwritten text on the left page, continuing the cursive script.

A final section of handwritten text on the left page, ending with a horizontal line.



Handwritten text at the top of the left page.

Main body of handwritten text on the left page, top section.

Section header or sub-header on the left page.

Main body of handwritten text on the left page, middle section.

Section header or sub-header on the left page.

Main body of handwritten text on the left page, lower section.

Main body of handwritten text on the left page, bottom section.

Small handwritten note or label on the left page.

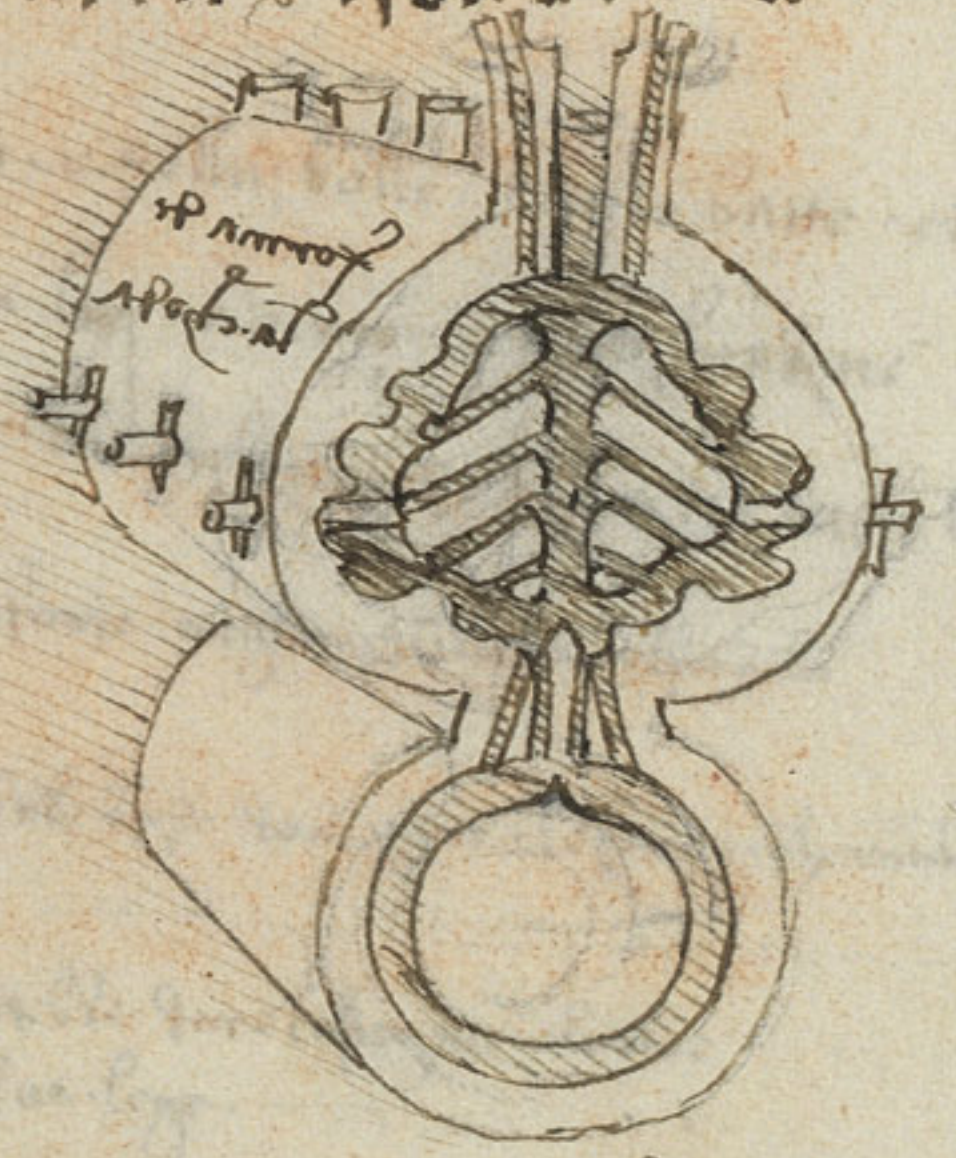


Handwritten text at the top of the right page.

Main body of handwritten text on the right page, top section.

Section header or sub-header on the right page.

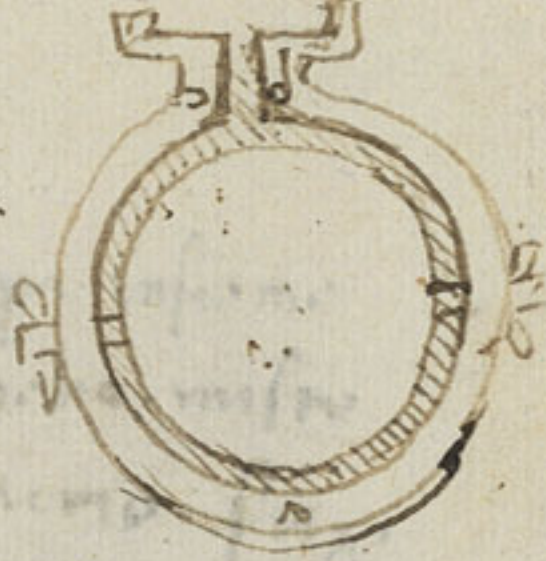
Main body of handwritten text on the right page, middle section.



Main body of handwritten text on the right page, bottom section.



Handwritten text in a cursive script, likely a historical or technical document. The text is dense and covers the upper left portion of the page.



Handwritten text located below the circular diagram, possibly a label or a short description of the object.

Handwritten text in the middle section of the page, continuing the narrative or technical description. It includes several lines of cursive script.

Handwritten text in the lower middle section, possibly a list or a set of instructions related to the diagram above.

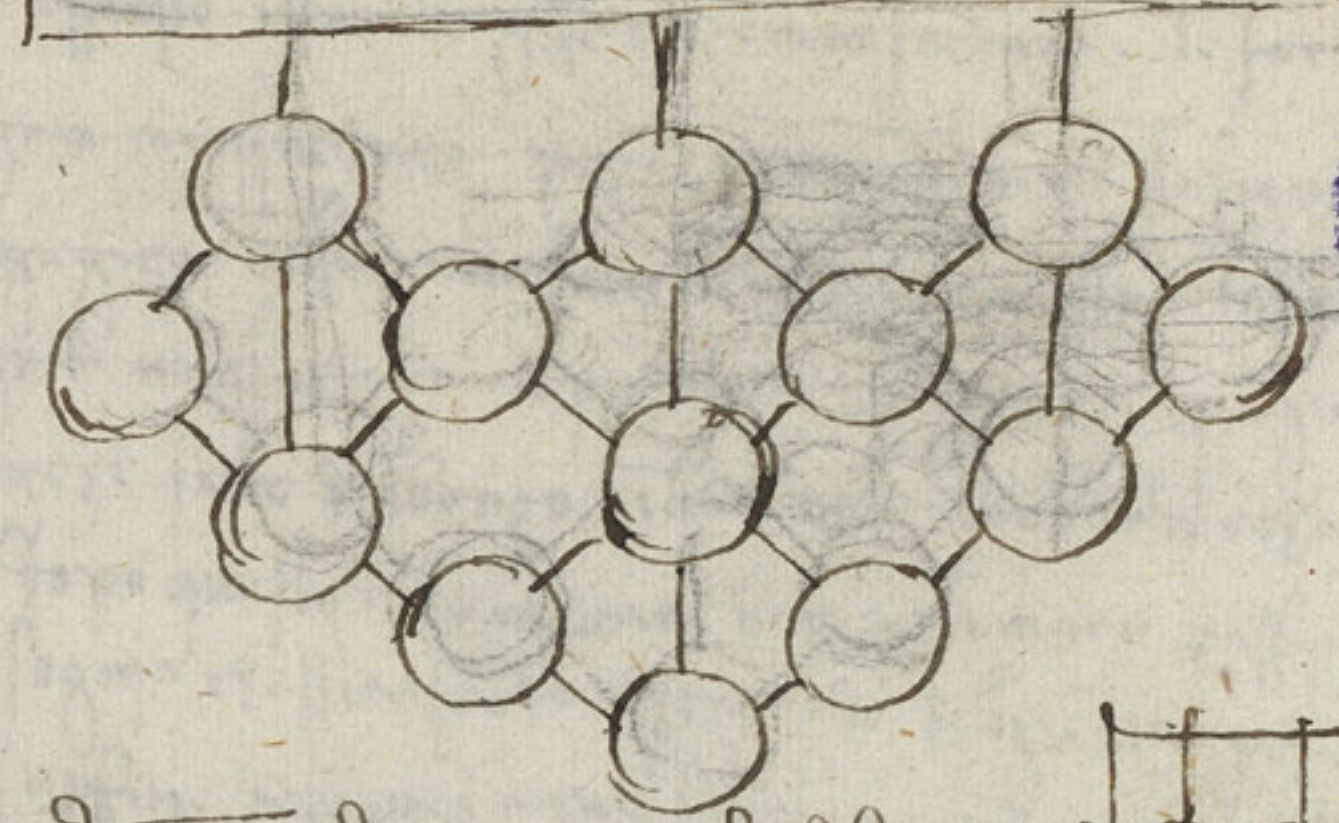
Handwritten text in the lower section, appearing as a separate line or a specific note.

Handwritten text in the lower section, continuing the text from the previous block.


Handwritten text in the lower section, possibly a concluding line or a signature.

Handwritten text at the bottom of the page, likely the final part of the document or a separate entry.

Handwritten text at the top of the right page, possibly a title or a header for the diagram below.



Handwritten text in the middle section of the right page, positioned above a diagram. The text is dense and appears to be a technical or scientific description.



Handwritten text at the bottom of the right page, continuing the technical or scientific discussion from the diagram above.











Handwritten text at the top right of the page.

Handwritten title at the top of the left page.

Large block of handwritten text on the upper left page.

Handwritten title in the middle of the left page.

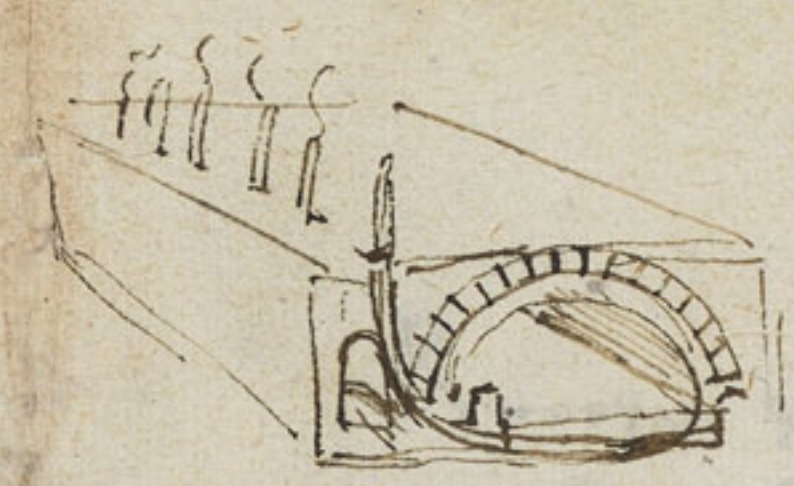
Large block of handwritten text in the middle of the left page.

Small handwritten title below the middle text on the left page.

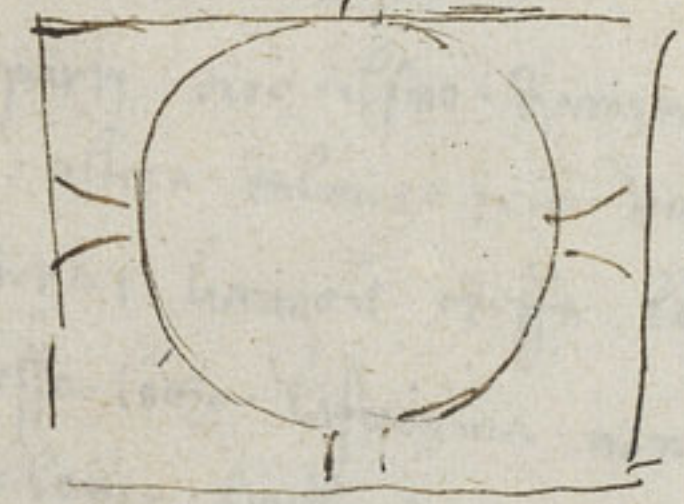
Block of handwritten text below the small title on the left page.

Small handwritten title at the bottom of the left page.

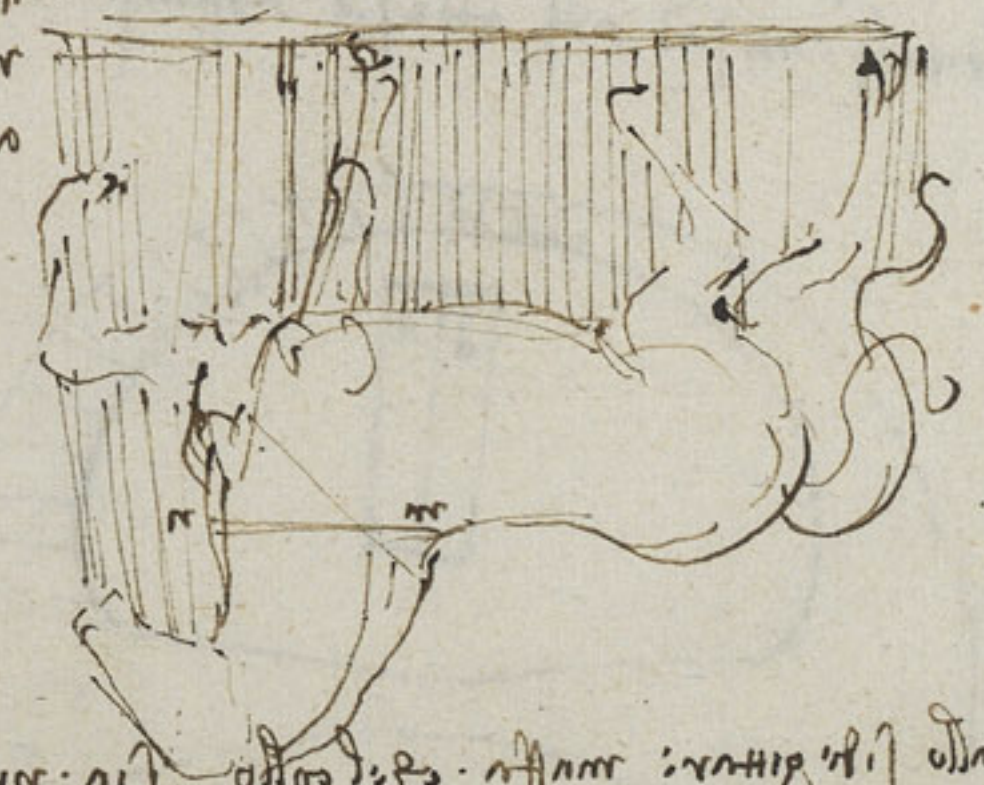
Block of handwritten text at the bottom of the left page.



Handwritten text to the right of the large technical drawing, providing a description or instructions.



Handwritten text located between the circular diagram and the bottom drawing on the right page.



Handwritten text at the bottom of the right page, likely a concluding note or a reference.



Handwritten text at the top right of the page.

Handwritten text block in the upper right section.

Handwritten text block in the middle right section.

Handwritten text block in the lower right section.

Small handwritten text block.

Handwritten text block in the middle right section.

Small handwritten text block.

Handwritten text block in the middle right section.

Handwritten text block in the middle right section.

Handwritten text block in the middle right section.

Handwritten text block in the middle right section.

Handwritten text at the top left of the page.

Handwritten text block in the upper left section.



Small handwritten text block.

Handwritten text block in the middle left section.

Small handwritten text block.

Handwritten text block in the middle left section.



Handwritten text block at the bottom left of the page.









Handwritten text in a cursive script, likely a medieval or early modern language, located at the top of the left page.

Vertical handwritten text on the left side of the page, possibly a marginal note or a list of items.



Handwritten text in a cursive script, located at the top of the right page.
















Questo è un disegno di una macchina  
 per sollevare l'acqua. La macchina  
 è composta di un cilindro di legno  
 che si muove sopra un asse di ferro.  
 L'acqua entra nel cilindro per un  
 tubo di legno che si apre e si chiude  
 con un pezzo di cuoio. Quando il  
 cilindro si muove verso l'alto, l'acqua  
 è spinta verso l'alto e cade in un  
 recipiente. Quando il cilindro si muove  
 verso il basso, l'acqua è spinta verso  
 il basso e cade in un altro recipiente.  
 La macchina è molto semplice e facile  
 da costruire.



Questo è un disegno di una macchina  
 per sollevare l'acqua.

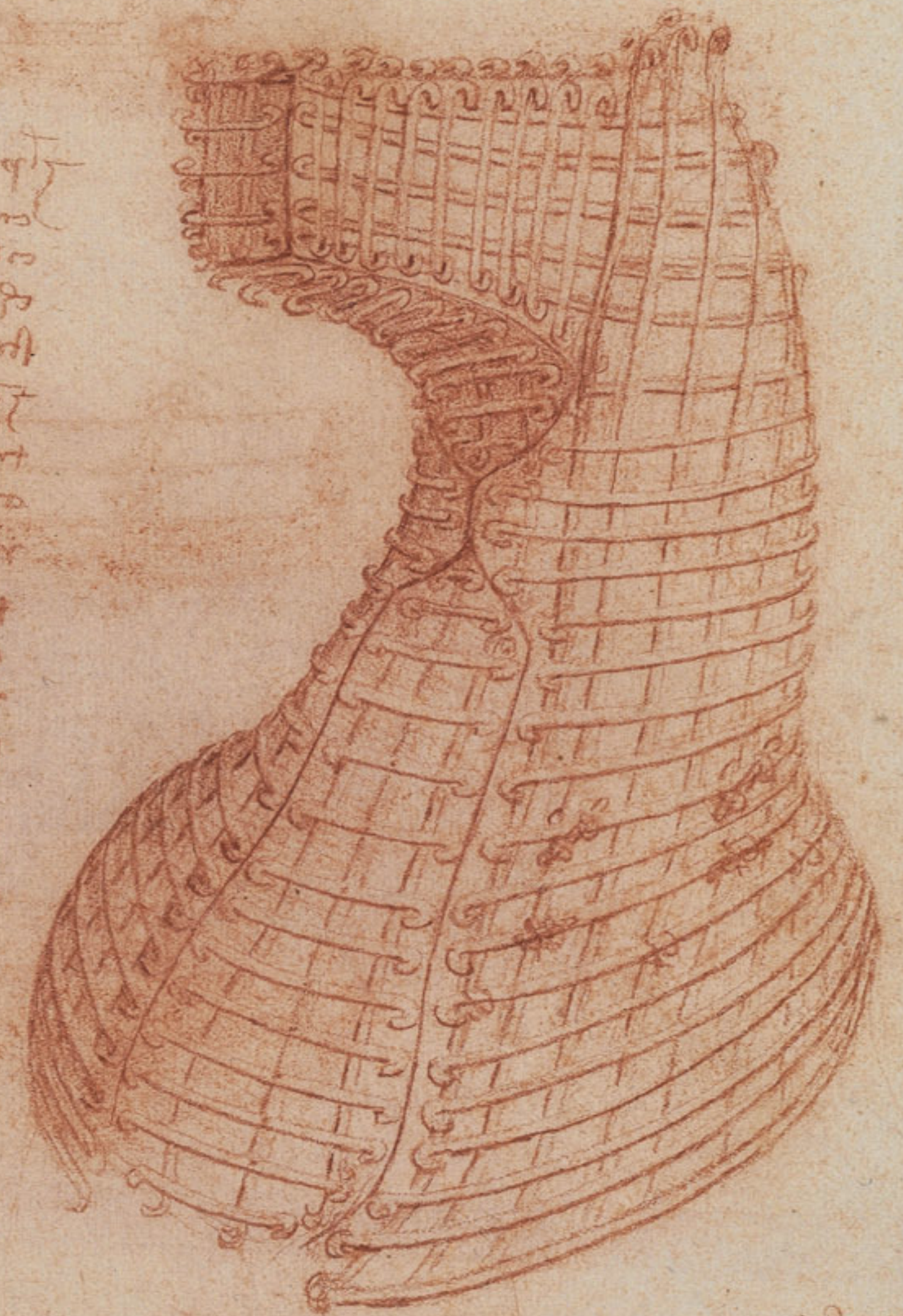






Handwritten text at the top of the right page, including the number 157 and some illegible script.

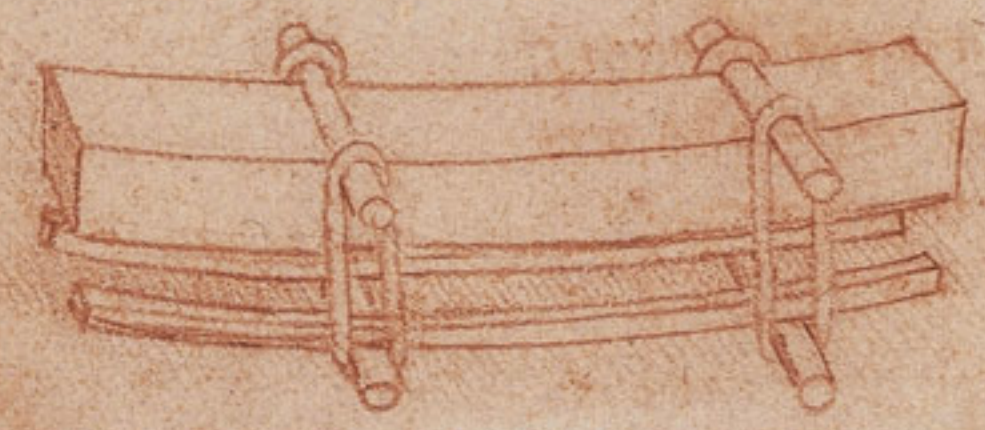
Handwritten text in the middle of the right page, consisting of several lines of script.



Handwritten text at the bottom of the right page, below the large drawing.




Handwritten text to the left of the first drawing.




Handwritten text to the left of the second drawing.



Handwritten text to the left of the third drawing.



Handwritten text to the left of the fourth drawing.



Handwritten text to the left of the fifth drawing.







t

tanta

e

c

l t<sup>c</sup> an

nro

arlo<sup>m</sup> viftio

p poxa<sup>m</sup>

*Cansa*